

# RemetricHealth Weight Scale

## User Manual



RemetricHealth, Inc.  
7584 Morris Ct, Suite 218  
Allentown, PA 18106

Phone: 888-763-4968  
Email: [customercare@RemetricHealth.com](mailto:customercare@RemetricHealth.com)  
Part Number: 10000224 Rev B



## DEAR USERS:

Thank you for using the RemetricHealth Weight Scale. To ensure correct results and product life, please read this User Manual carefully before use and retain it for future reference.

## ABOUT THE REMETRICHEALTH WEIGHT SCALE


This personal scale will allow you to store and track your weight on your tablet. This scale can transmit your weight directly to your device via Bluetooth technology.

## BATTERY INSTALLATION

Open the battery cover located on the back of the scale.

Load two 1.5V AAA batteries, please pay attention to battery polarity ( $\pm$ ) when installing.

Close the battery cover.



**NOTE: Please use only the size battery noted. Remove the batteries from the scale if it will not be used for longer than three (3) months.**

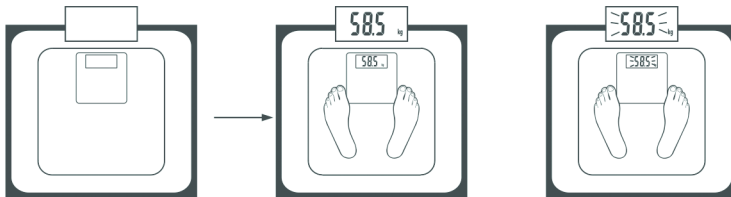
## TO CHANGE UNIT OF WEIGHT



This scale can record weight in English (pounds) or Metric (kilograms). To change from one to the other, turn your scale over and press the button on the top noted as "UNIT". The LCD display will note if you are measuring in pounds or kilograms.

## REGULAR WEIGHING MODE

After installing the batteries, place the scale on a flat floor. Stand still on the scale when testing. After a brief pause, the LCD will display the weight measurement for a few seconds.

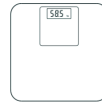


Install battery and place the scale on flat floor. To make sure accuracy, place the scale on a hard, flat floor and avoid carpet and soft surface.

Step on scale slightly (Auto-on) wait for weight reading display (as shown on graph).

Reading result will flash after weight stabilized.

## AUTOMATIC SWITCH OFF



Auto shut-off occurs after the LCD display shows the same weight reading for a few seconds and when the scale is not in use.

## HOW TO TURN THE SCALE ON FOR USE

- Press the scale to turn it on.
- Step on the scale.
- Your weight will show on the scale and after several seconds the measurement will be automatically saved to your table.

## COMMON WARNING INDICATIONS

Warning Indications	Name	Instructions and Methods
Err	Overload Indications	Weight is over the scale maximum (Max. weight is indicated on the scales). Please step off the scale to prevent damage.
Lo	Low battery Indications	Battery power is low, please replace batteries.
C	Re-test	Error when taking the weight measurement, please retest.

## CARE AND HANDLING

- DO NOT use the scale if you have a pacemaker, artificial lung, or wear an ECG or any other internal medical device. DO NOT use if you are pregnant.
- DO NOT use the scale on a carpet, soft mat, lawn, slippery or uneven floor.
- DO NOT drop, shock or hit the scale as it is a precise instrument.
- Keep the scale clean, DO NOT use harsh cleaning agents.
- DO NOT use the scale on a vibrating surface. Stand firmly on the scale when using.
- To ensure accuracy, please weigh at the same time each day.
- Reference Local Regulations for Disposal: WEEE (2002/96/EC)

## PROBLEM SOLVING

### Tablet cannot obtain weight measurements:

- Confirm the Bluetooth is on in your device and within the valid range for signal coverage.

### Failure to connect to your tablet:

- Ensure that only one device is connected to your RemetricHealth Weight Scale.

### LCD is not responding:

- Check that the batteries are good, replace as necessary.

**NOTE: Repairs may only be carried out by authorized customer service providers.**

