


Special Update
to The U.S. Cannabis
Report 2020-2021

CANNABIS IN AMERICA FOR 2021 & BEYOND

A New Normal in Consumption & Demand



EXECUTIVE SUMMARY

Sponsored by:

MÉRIDA
CAPITAL HOLDINGS

In partnership with:

NXTeck

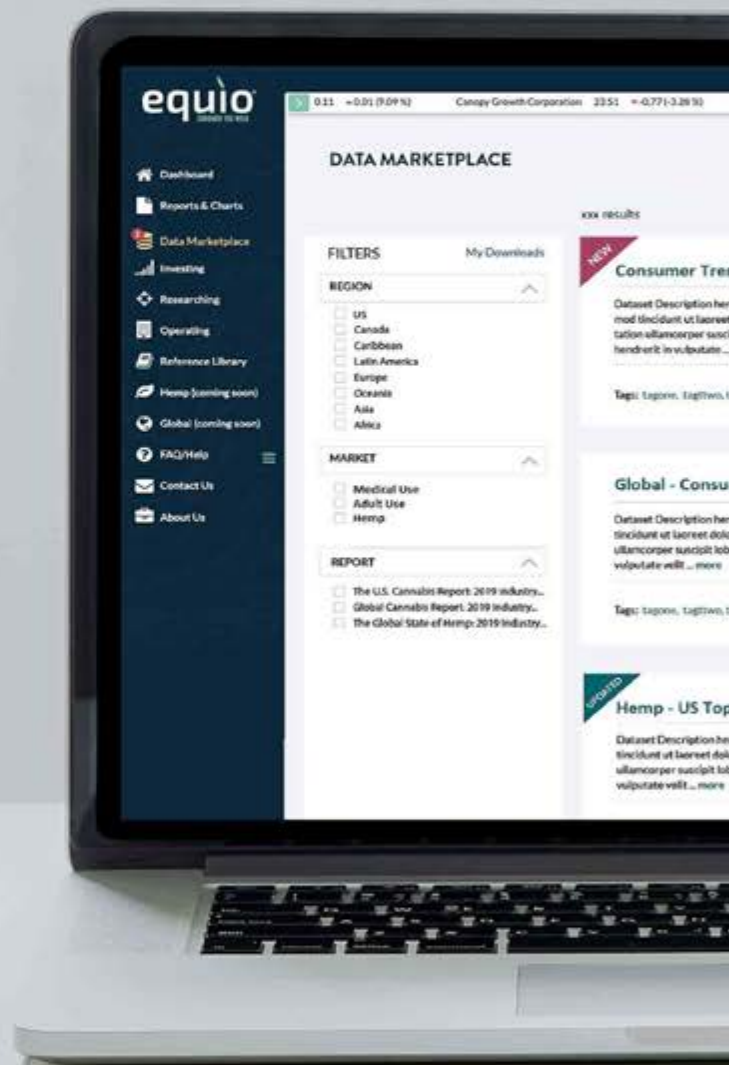
New
Frontier[®]
data

© NEW FRONTIER DATA. ALL RIGHTS RESERVED.

You love our reports, you asked for the data
**NOW ALL REPORT DATA SETS
ARE AVAILABLE FOR FREE!**

The Equio Data Marketplace
gives you access to all
the data behind the
New Frontier Data reports:

- ✦ Adult-Use Data
- ✦ Hemp Data
- ✦ Medical Data
- ✦ Available in: CSV, XLSX, JSON



All Equio Pro Subscribers
now have full access to our
entire Data Marketplace Library

Subscribe: [Equio.solutions](https://equio.solutions)

equio | **CONQUER**
THE WILD

executive SUMMARY

Cannabis in America for 2021 & Beyond, a special update to *The U.S. Cannabis Report: 2020-2021 Industry Outlook*, provides New Frontier Data's latest perspective on the transformational growth of the legal cannabis industry. Featuring the most refined sales forecast methodology that we have built to date, analysis of the key trends shaping the industry's evolution, and a review of the influence of market-specific regulations and evolving consumer behavior on the sector's performance, this report delivers fresh insights into the accelerating growth of legal cannabis in the United States.

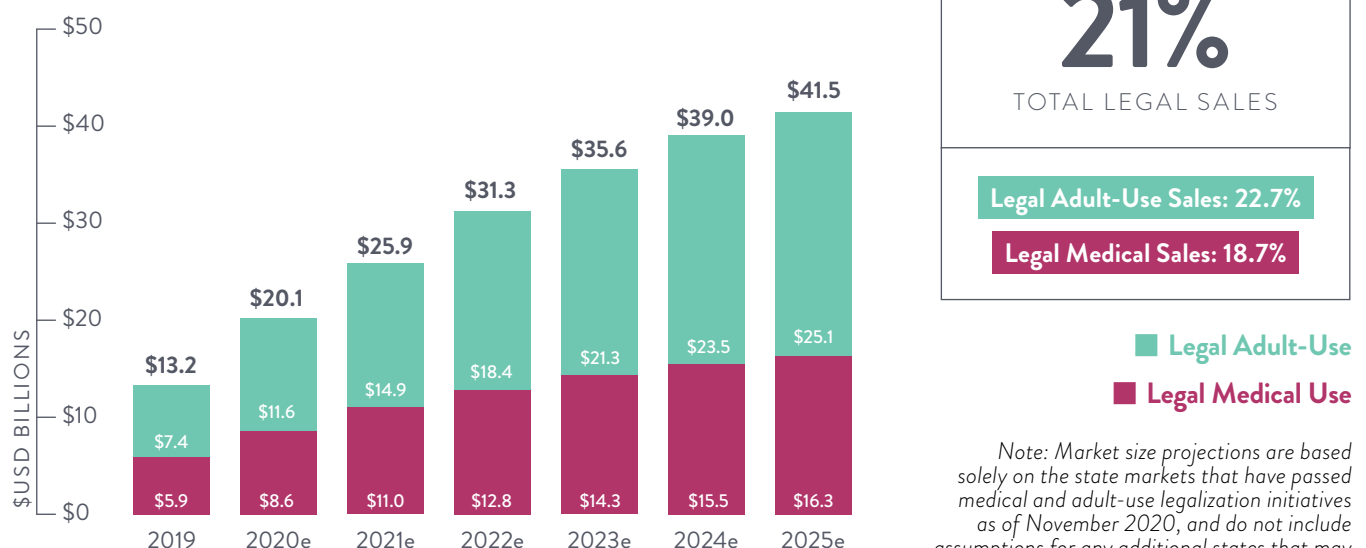
Market Growth Exceeds Expectations

The legal cannabis market was worth an estimated \$13.2 billion in 2019, and is expected to reach \$20.1 billion in annual sales for 2020. Fueled by strong consumer demand, annual legal sales are projected to grow at a compound annual growth rate (CAGR) of 21%, to reach more than \$41 billion by 2025.

In states where it is currently legal, annual sales of medical cannabis are projected to grow at an 19% CAGR through 2025, from \$5.9 billion in 2019 to an estimated \$16.3 billion by 2025. During the same period, adult-use sales are projected to grow at a 23% CAGR, from \$7.4 billion to \$25.1 billion.

Growth of the U.S. Legal Cannabis Industry

2019-2025 est. (\$USD billions)



Source: New Frontier Data

TO DOWNLOAD THE FULL REPORT VISIT: [NEWFRONTIERDATA.COM/UPDATEUS2021](https://newfrontierdata.com/updateus2021)

© NEW FRONTIER DATA, ALL RIGHTS RESERVED // [NEWFRONTIERDATA.COM](https://newfrontierdata.com) // 3



The industry expansion is fueled by convergent forces, including:

- The addition of new legal markets as more states reform their cannabis laws;
- Sustained growth in demand in legal states as consumers make the transition from the unregulated market to the legal one; and
- Increased cannabis consumption as the public recognition of cannabis' expansive therapeutic value grows, and cannabis is diversified for varying medical and wellness uses.

While competitive forces and economies of scale should continue to drive down both wholesale and retail prices, continued growth in consumer demand will ensure sustained positive market growth through 2025. Furthermore, strong demand for value-added products (i.e., vapes, concentrates, edibles, and topicals) will expectedly buoy prices as those products have held their premium pricing better than flower. By 2025, New Frontier Data projects the largest state markets for legal cannabis to be California, Illinois, Florida, Michigan, and Colorado.

Legal Market Share by 2025



\$41.5 billion

2025 EST. TOTAL U.S. LEGAL MARKET

Note: "Rest of Legal States Combined" includes annual revenue projections for 27 states with operating legal cannabis markets. All share calculations are based on combined legal sales in both existing medical and adult-use markets.

Source: New Frontier Data

NOTE: Projections are based solely on the state markets that passed medical and adult-use legalization initiatives as of November 2020, and do not include assumptions for any additional states which may pass legalization measures before 2025. Projections do not include assumptions about potential changes to federal policy before 2025. It remains conceivable that there could be passage of sweeping changes in federal cannabis laws within the next decade, including the rescheduling of cannabis from its current status as a Schedule I substance – i.e., included among the ranks of the most dangerous drugs – to Schedule II or III status, or potentially a complete descheduling, which would bring cannabis regulations more closely aligned to those for alcohol. However, unpredictability in any timing of changes to federal policy, coupled with uncertainty about changes to laws, preclude accurate prediction of the potential market size for cannabis under federal legalization before 2025.



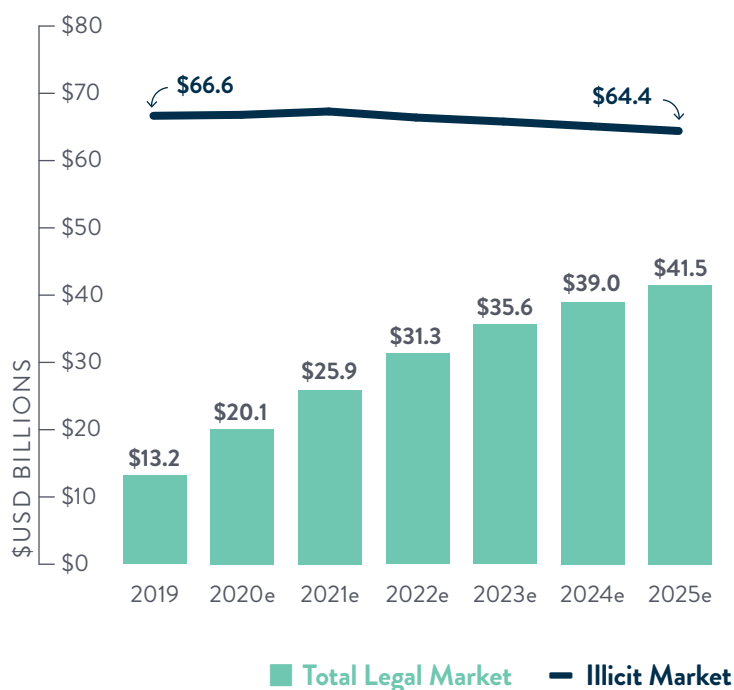
Growth in Illicit Markets Eroded by Legalization

Despite strong performances seen in legal state markets, the illicit market will serve the majority of national demand, given that most consumers still live either in medical-only markets, or in states with no legalized cannabis. And despite cannabis' broad illegality, the total number of frequent (past-month) cannabis consumers in the U.S. is expected to grow by roughly 4% per year over the next six years, reaching an estimated 37 million consumers by the year 2025 (i.e., 14% of the U.S. population).

Among states having no medical or adult-use cannabis sales in place, Texas, North Carolina, and Georgia currently represent the three largest unregulated state markets, worth a combined \$8.3 billion in estimated illicit can-

Legal vs. Illicit Cannabis Sales

2019-2025 est. (\$USD billions)

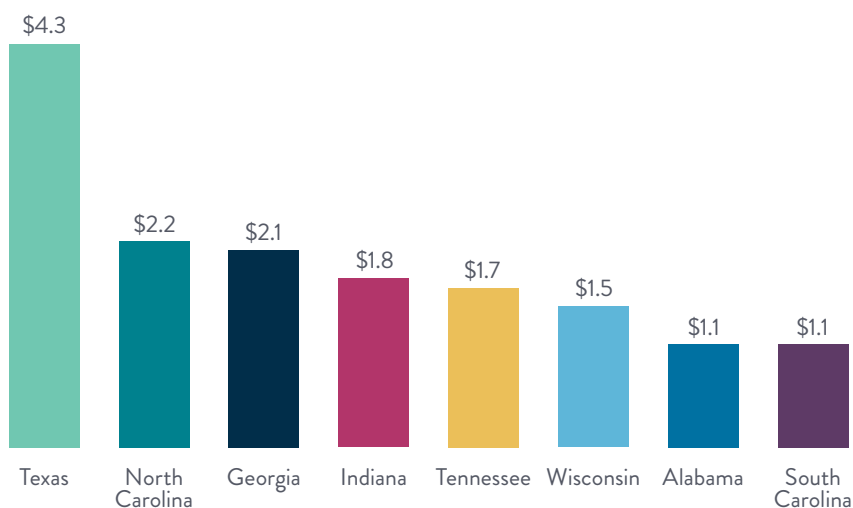


\$16 billion

COMBINED ANNUAL SALES OF CANNABIS IN 8 LARGEST ILIICIT STATES

Largest Estimated Illicit Markets in 2020 (in States with No Cannabis Legalization)

Annual Illicit Market Spending (\$USD billions)



All charts, source: New Frontier Data

TO DOWNLOAD THE FULL REPORT VISIT: [NEWFRONTIERDATA.COM/UPDATEUS2021](https://newfrontierdata.com/updateus2021)

© NEW FRONTIER DATA, ALL RIGHTS RESERVED // [NEWFRONTIERDATA.COM](https://newfrontierdata.com) // 5



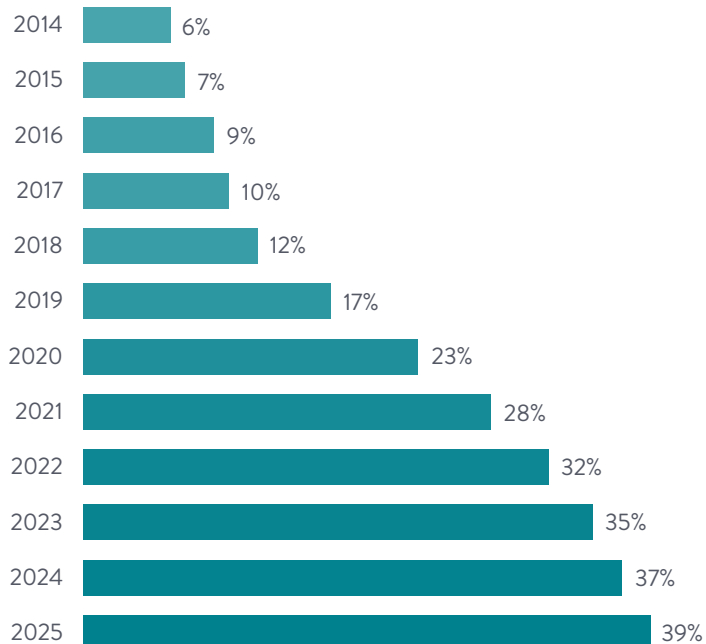
nabis sales in 2019. Without action to legalize cannabis, the combined illicit market in those three states is projected to be worth roughly \$8.6 billion in 2020, rising to an estimated \$9.8 billion by 2025.

If a key objective of legalization is to disrupt illicit markets, that end is being achieved in those states where cannabis is legal. Even with continued growth in the number of cannabis consumers nationally, both legal medical and adult-use markets are projected to increasingly erode the proportion of demand met by illicit sources. In 2019, while an estimated 17% of U.S. cannabis sales were believed legal, New Frontier Data estimates that by 2025 more than one-third (39%) of total annual cannabis demand across the country will be met by legal purchases in regulated marketplaces.

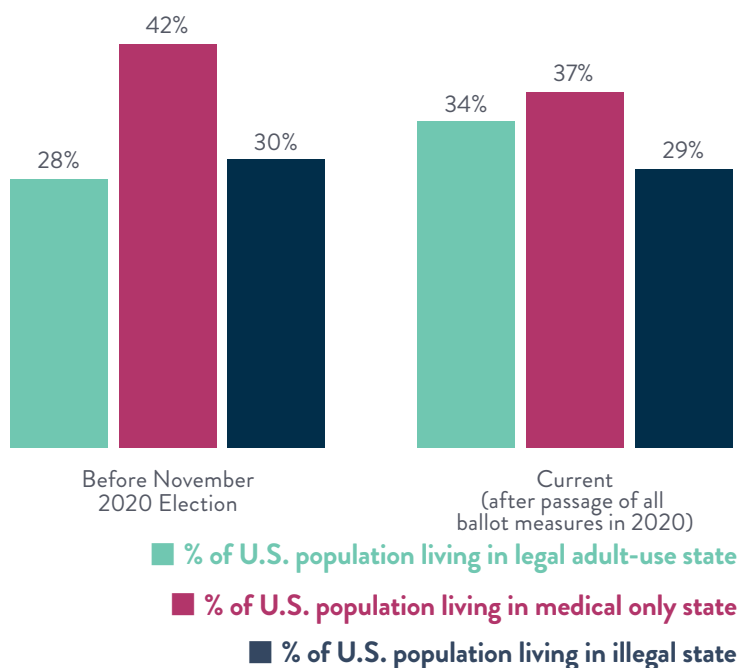
Cannabis Legalization Initiatives Passed in 2020 Will Add Significantly to Total Legal Cannabis Market

Five new states passed measures to legalize medical or adult-use cannabis in the November 2020 elections. The new adult-use states include New Jersey (where passage has monumental implications, given potential for legal access by consumers drawn from major populations centers including New York City and Philadelphia), Arizona (a legal medical state that fell just short of legalizing adult-use cannabis in the 2016 election), South Dakota (the first state to legalize programs for both

Percentage of Total U.S. Cannabis Demand Met via Legal Sources



% of Americans Living in Legal States



All charts, source: New Frontier Data

TO DOWNLOAD THE FULL REPORT VISIT: [NEWFRONTIERDATA.COM/UPDATEUS2021](https://newfrontierdata.com/updateus2021)

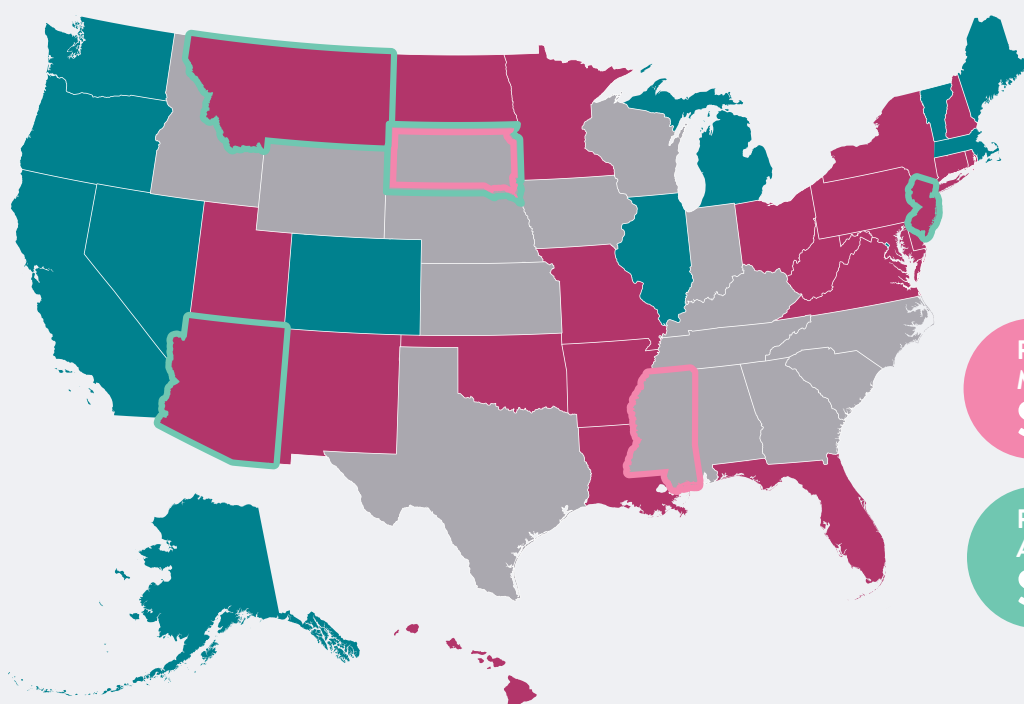


medical and adult-use during the same election cycle), and Montana. Mississippi passed medical legalization.

When all five states begin operational programs, they could collectively add another projected \$3.3 billion in combined annual sales revenue to the legal U.S. market by their fourth years of operation.

Legalization in those markets will not only generate significant new revenues, but also fundamentally reshapes the status of cannabis in the U.S. It marks the first time that more Americans live in states with legal adult-use access than in states where cannabis remains completely prohibited (i.e., 34% residing in legalized adult-use states, vs. 29% in states where illegal).

Projected Additional Revenues from States Legalized in 2020 Election



\$3.3 billion

Total Potential
Revenue by 4th
Year of Operation

Potential Additional Annual
Medical Revenue:

\$87 million

Potential Additional Annual
Adult-Use Revenue:

\$3.2 billion

■ Current
Adult-Use

■ Current
Medical Use Only

■ Newly Passed
Adult-Use / Medical Use

■ Newly Passed
Medical Use

Source: New Frontier Data

TO DOWNLOAD THE FULL REPORT VISIT: [NEWFRONTIERDATA.COM/UPDATEUS2021](https://newfrontierdata.com/updateus2021)

© NEW FRONTIER DATA, ALL RIGHTS RESERVED // [NEWFRONTIERDATA.COM](https://newfrontierdata.com) // 7



Legal Market Expansion Presents Growth Opportunities, New Challenges

Additional regulatory, social, economic, and investment trends discussed in *Cannabis in America for 2021 & Beyond* include:

- The U.S. total addressable market and factors driving growth in the population of cannabis consumers;
- The growing support for fully legal cannabis among adults;
- The surge in retail sales fueled by social and economic disruptions caused by the COVID-19 pandemic;
- Evolution of consumer product preferences in a market with increasingly diversified product options;
- Continued expansion of medical cannabis programs nationally, including analysis of the qualifying conditions which are driving the greatest growth in patient participation, and a deep dive into Oklahoma's unique and outperforming medical market;
- Hemp, CBD, and overall growth in demand for minor cannabinoids as consumer awareness grows and scientific research continues;
- Lessons from the first six full years of legal cannabis in Colorado;
- Revised tax revenues altering the forecast for California's legal market;
- Analysis of the critical roles of licensing policy and consumer retail access in program growth;
- How different regulatory structures have shaped the interplay of medical and adult-use programs in the states where both are legal;
- The impact of accelerating consolidation and rise of multistate operators on the national market's future growth;
- Strong capital inflow into cannabis as a catalyst for the growing scale of merger and acquisition activity;
- An evolving national debate on cannabis prohibition enforcement within the broader calls for criminal justice reform, including analysis of disparities in policing and civil asset forfeiture; and
- A discussion of the federal action on cannabis that is often at odds with the accelerating shift in public attitudes.

Copyright © 2020 by Frontier Financial Group, Inc., dba/ New Frontier Data. All rights reserved. Photocopying or reproducing this report in any form, including electronic or facsimile transmission, scanning or electronic storage, is a violation of federal copyright law and is strictly prohibited without the publisher's express written permission.

This report may not be resold. New Frontier Data only sells its publication directly or through authorized resellers. Information concerning authorized resellers may be obtained from New Frontier Data, 1400 I Street NW, Suite 350, Washington D.C. 20005.

While every effort has been made by New Frontier Data, Inc. to ensure the accuracy of information in this report, it accepts no responsibility for errors or omissions. The report is sold as is, without warranty of any kind, either express or implied, respecting its contents, including but not limited to implied warranties for the report's quality, performance, merchantability, or fitness for any particular purpose. Neither New Frontier Data nor its dealers or distributors shall be liable to the purchaser or any other person or entity with respect to any liability, loss, or damage caused or alleged to be caused directly or indirectly by this report.



TO DOWNLOAD THE FULL REPORT VISIT: [NEWFRONTIERDATA.COM/UPDATEUS2021](https://newfrontierdata.com/updateus2021)

EXPAND YOUR REACH

In the Global Cannabis Industry

- 85+ Countries Worldwide
- 50,000 Monthly Visitors
- 15 Billion in Media Reach
- 85% Share of Voice
- 1,000+ Leads Generated
- 100,000+ Newsletter Readers
- 11 Million in Affiliates Reach
- Hundreds of Webinar Attendees
- Thousands of Podcast Listeners

For more information visit:

NewFrontierData.com/Sponsorship

© New Frontier Data, All Rights Reserved

REPORTS



WEBINARS



PODCASTS



New
Frontier[®]
data

NEW FRONTIER DATA

HEADQUARTERS

1400 I Street NW / Suite 350 / Washington, DC 20005

SALES & MARKETING

535 16th Street / Suite 620 / Denver, CO 80202

LONDON

Smith Building / 179 Great Portland Street / London W1W 5PL

✉ info@NewFrontierData.com ☎ 844-420-D8TA

@NewFrontierData



NewFrontierData.com

InterCannAlliance.com

HempBizJournal.com



Strength in Knowledge®

