


2021 Volkswagen ID.4

Charge Door & Charging Cord



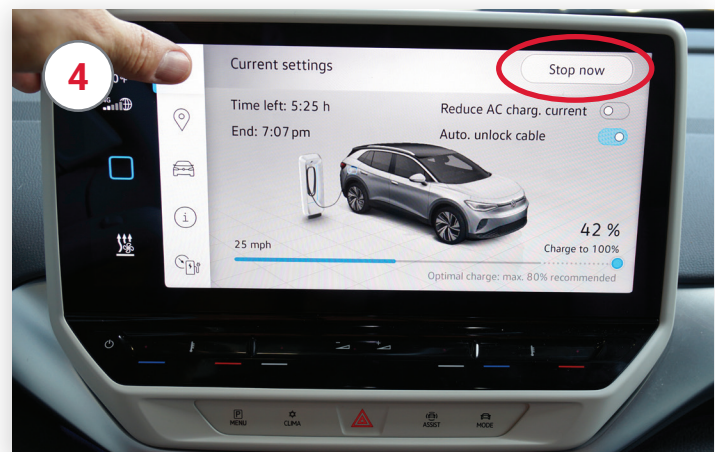
While charging, the charge status light will pulse green and plug cannot be released.



To release charge cord during charging, go to **Vehicle** in the information screen.



Select the **Charging icon** in the upper-left.



Press **Stop Now**.



Charge status light will illuminate white, cord can then be unplugged by depressing button on top of the plug.




Charging can also be stopped temporarily and will resume after 10 seconds if not unplugged. To stop charging and release the plug, lock then unlock the vehicle using the key fob remote. Charge status light will switch to white and vehicle can be unplugged.



If charge cord cannot be released by either method above, or becomes jammed in charge port, there is a manual release behind an access door in passenger-side inner quarter trim panel in the trunk.

Cut the perforations in the trim panel to open the access door.



Pull Cord (1) in diagram to release charging cable.

Charge Cable Best Practices



DON'T: The charge cable, especially DC Fast (Level 3), should not be pulled tight or maneuvered in such a way that the connection to the vehicle requires force. This tension the cable is under can potentially make the connector end of the cable wedge inside the charge port requiring additional effort to remove when disconnecting.



DO: The charge cable should easily reach the charge port. If a connector is not reaching reposition the vehicle.