



Delkor CAPSTONE S Closer

Tri-Seal Closer with Intelligent Positioning

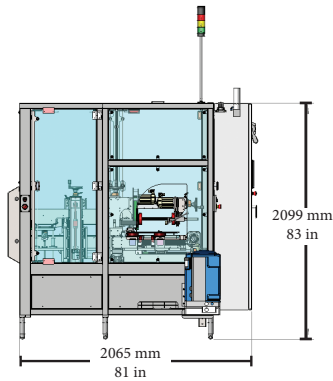
packaging **innovation** at work.



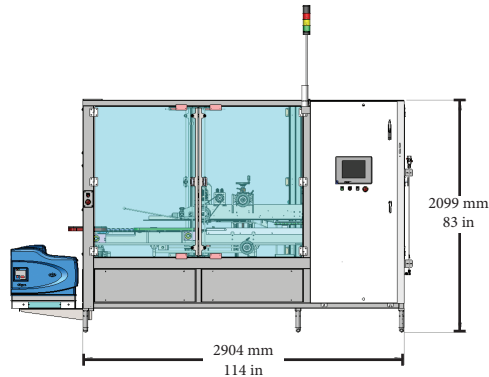
Highlights

- **Versatility:** Handles both corrugated and paperboard in a variety of carton styles including: Tri-Seal, Front-Flap Seal, Hooded or Hinged Lid
- **Speed:** Operates at production speed of up to 150 units per minute
- **Conserves Floor Space:** Compact right-angle design with configurable right-hand or left-hand product discharge
- **Fast, Accurate Product Changeovers:** Tool-less, production changeovers take under 5 minutes; Scales and indicators on all adjustment points ensure a quick and repeatable changeover
- **Intelligent Positioning:** Advanced servo motors control carton motion and positioning to achieve accurate placement for high-quality seals; Patented Intelligent Positioning technology eliminates trial-and-error adjustments; The only closer in the world with Intelligent Positioning technology
- **Robust and Reliable:** Fully welded standard stainless steel frame with NEMA 4 electrical enclosure; Oversized bearings and shafts increase reliability; Lugless belt design alleviates maintenance problems common to many other carton closers

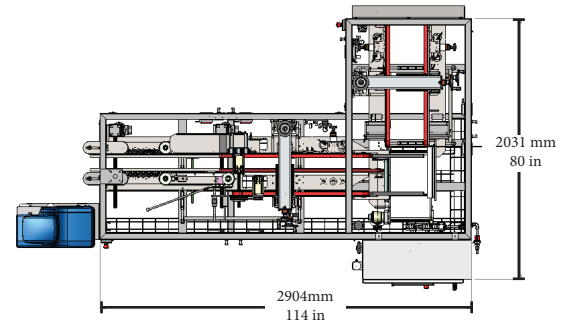
Delkor CAPSTONE S Closer



FRONT VIEW



SIDE VIEW



TOP VIEW

| | Unit Length | Unit Width | Unit Height |
|---------|-------------|------------|-------------|
| Minimum | 3" | 3" | 1.25" |
| Maximum | 15.5" | 15.5" | 6" |

Construction

- 2" x 4" welded stainless steel frame
- Heavy-duty gearboxes and drives

Nordson ProBlue 7 Adhesive Melter

Software

- Production monitoring and reporting through color touchscreen HMI
- Recipe management system for package setup parameters

Utilities

- Electrical Service
 - 480 VAC
 - 50-60 Hz
 - 3-phase
 - 30 amps
- Compressed Air
 - 15 CFM @ 80psi

Controls and Electronics

- NEMA 12 painted steel electrical enclosure
- Allen Bradley CompactLogix L3x PLC
- Allen Bradley Panelview Plus 700 color touchscreen HMI
- Allen Bradley PowerFlex 525 VFDs
- Allen Bradley Kinetix 5500 servo drives with VPL servo motors (IP50)
- Machine level Ethernet connectivity
- 15% minimum spare I/O for system integration
- Adhesive level sensor
- Discharge verification sensor
- Jam detection sensors
- Five-color machine status light tower

Advanced Ergonomics

- Large plexiglass doors

Safety

- Interlocked safety guarding
- Non-contact RF switches with safety monitor relay
- Touch-safe terminal blocks
- Lockout/Tagout ready air and electrical disconnect
- Filtered air supply with shut-off valve and dump valve
- Three emergency stop buttons

Training Support

- Machine Orientation provides a smooth hand-off to operators
- Delkor 1080° Training Program provides more formal instruction for machine operation and machine maintenance

Optional Equipment

- NEMA 4/4X stainless steel electrical enclosure
- Allen Bradley PanelView Plus 1000 color touchscreen HMI
- Allen Bradley Kinetix 6000 servo drives with MPL servo motors (IP50)
- Allen Bradley CompactLogix L45 series PLC
- Allen Bradley ControlLogix L7x series PLC
- Plant level Ethernet connectivity
- External Ethernet and power receptacle
- Swivel-mount HMI for easy viewing and for operation on either side of the machine
- CAT III Safety
- Multilingual prompts
- Ball Feet
- Elevation kit
- Spare parts kit