



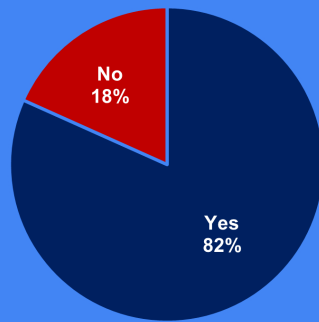
Checklick Annual Coach Compensation Survey

Results

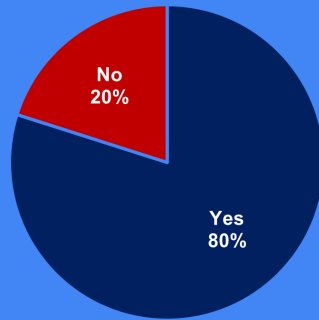
| Average Years Experience By Age | | Average Age By Qualification Level | |
|---------------------------------|--------------------------|------------------------------------|-------------|
| Age | Average Years Experience | Qualification | Average Age |
| 14 - 18 | 1.71 | Community Developed Coach | 40+ |
| 19 - 23 | 3.36 | Basic Skills Coach | 19 - 23 |
| 24 - 28 | 5.00 | Advanced Skills Coach | 24 - 28 |
| 29 - 39 | 4.43 | Competition Development Coach | 24 - 28 |
| 40+ | 4.50 | Coach Evaluator | 29 - 39 |

| Average Years Experience By Qualification | | Covid 19 Factors Affecting Ability To Work | |
|-------------------------------------------|--------------------------|----------------------------------------------------------------------------------|------------|
| Qualification | Average Years Experience | Factor | % Response |
| Community Developed Coach | 5.00 | Personal Safety | 51% |
| Basic Skills Coach | 2.17 | Travel Restrictions | 38% |
| Advanced Skills Coach | 3.84 | Grouping/Social Distancing Restrictions | 88% |
| Competition Development Coach | 4.39 | Regional Lockdown | 53% |
| Coach Evaluator | 5.00 | Percent based on participant response/total response (Multiple options selected) | |

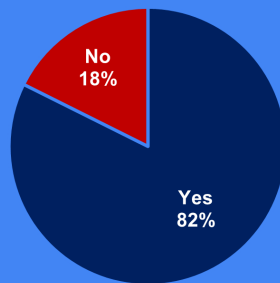
WERE YOU AN ACTIVE PAID COACH IN 2019?



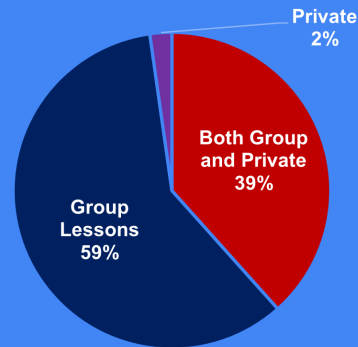
WERE YOU AN ACTIVE PAID COACH IN 2020?



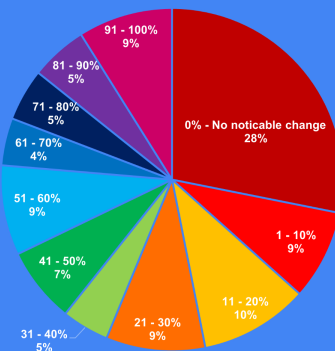
WAS COVID-19 A FACTOR IN YOUR ABILITY TO WORK THIS YEAR?



WHAT TYPE OF LESSONS DID YOU PRIMARILY TEACH?



HOW WOULD YOU RATE THE IMPACT COVID-19 HAD ON YOUR INCOME IN 2020? (APPROX. REDUCTION IN INCOME)



DOES YOUR PAY REFLECT YOUR QUALIFICATION OR YOUR LEVEL/YEARS OF EXPERIENCE?

