










# CHECKLIST

Scheduled inspections and tasks can mean the difference between commercial refrigeration that works and units that fail when you need them the most. To prevent your compression units from overworking and breaking down, use the following checklist items to optimize your preventative maintenance schedule:

-  **Check motors in operation including blades and coils.**
-  **Look for parts that are worn down or don't work, both inside and outside the walk-in units**
-  **Make compression inspection a priority.**
-  **Secure all electrical connections.**
-  **Clean all drain and suction lines.**
-  **Check refrigerant levels.**
-  **Turn off lights when you're not in the unit.**
-  **Employ on-demand defrost capabilities or create a viable defrost schedule.**
-  **Test all thermometer levels and recalibrate them as needed to ensure accurate operation.**

**CURIOUS TO KNOW HOW RDT CAN HELP YOU?  
SCHEDULE A FREE ASSESSMENT TODAY!**

**(972) 937-3215**