



Master and Upgrade Guide for EAM Solutions by Utopia

Release EAM 1909

Document History

The following tables provide an overview of the most important document changes and approvals.

Version	Date	Description	Name
1.0	06-11-2019	Initial Version	Manjunatha Goudra
2.0	29-05-2020	Updated for EAM 1909 SP01	Manjunatha Goudra

Approval History

Version	Date	Description	Name
1.0	06-11-2019	Approved version	Lyle Snyder
2.0	29-05-2020	Approved update for EAM 1909 SP01	Lyle Snyder

Table of Contents

Getting Started	4
About this Document.....	4
Related Documents.....	4
S/4HANA Compatibility	4
Important SAP Notes	5
EAM 1909 Solutions by Utopia Installation and Upgrade Overview	5
Master Data Governance for Equipment (uEQUIP™)	6
Master Data Governance for Functional Location (uFLOC™)	6
Master Data Governance for Bill of Materials (uBOM™)	7
Master Data Governance for Work Center (uWRKCTR™)	7
Master Data Governance for Maintenance Plan/Item (uMNTPLN™).....	8
Master Data Governance for Measuring Point (uMSRPT™).....	8
Master Data Governance for Task List (uTSKLST™).....	9
Master Data Governance for Object Links (uOBJLNK™)	9
Master Data Governance for Object Networks (uOBJNTW™).....	9
Master Data Governance for Service Master (uSRVMSTR™).....	10
Master Data Consolidation and Mass Processing	10
Master Data Quality	11
Upgrade Paths	11
Upgrading EAM Solutions for MDG to EAM 1909 by Utopia	11
Upgrade of Software Components.....	12
Security Roles for Menu Structure and Authorization.....	12
Installation Options and Upgrade Sequence	13
Prerequisites.....	13
Installation Sequence	13
Post-Installation Steps - MDG HUB Deployment Model Only.....	13
Post-Installation Steps - Linear Asset Management Functionality (Optional).....	13
Post-Installation Steps - Geographical Enablement Framework Integration to MDG (Optional) ..	14
Language Support and Installation Information	14

Getting Started

This Master Guide is used for technical implementation of business processes on EAM 1909 Solutions by Utopia.

About this Document

This Master Guide is the central starting point for the technical implementation of business processes for the EAM 1909 Solutions by Utopia.

Related Documents

Refer to the Installation and Configuration guides for EAM 1909 by Utopia and Service Master Solutions.

Content	Location on Utopia Help Portal
UGI_EAM_1909_InstallationGuide_S4H	SAP EAM Help Portal > Downloads > PDF Files
UGI_EAM_1909_ConfigurationGuide_S4H	
UGI1_SVM_1909_InstallationGuide_S4H	
UGI1_SVM_1909_ConfigurationGuide_S4H	

S/4HANA Compatibility

Product	Release	Vendor	Short Description of Product Version	
S/4HANA ON PREMISE	1809	sap.com	SAP S/4HANA 1809	
SAP_UI	753	sap.com	User Interface Technology	
Component	Release	SP-Level	Support Package	Short Description of Package
SAP_BASIS	753	0002	SAPK-75302INSAPBASIS	SAP Basis Component
S4CORE	103	0002	SAPK-10302INS4CORE	S4CORE
SAP_ABA	75D	0002	SAPK-75D02INSAPABA	Cross-Application Component
MDG_FND	803	0002	SAPK-80302INMDGFND	MDG Foundation
MDG_APPL	803	0002	SAPK-80302INMDGAPPL	MDG Applications
MDG_UX	803	0002	SAPK-80302INMDGUX	MDG Additional User Interface
SAP_GWFND	753	0002	SAPK-75302INSAPGWFND	SAP Gateway Foundation 7.40

Product	Release	Vendor	Short Description of Product Version	
S/4HANA ON PREMISE	1909	sap.com	SAP S/4HANA 1909	
SAP_UI	754	sap.com	User Interface Technology	
Component	Release	SP-Level	Support Package	Short Description of Package
SAP_BASIS	754	0000		SAP Basis Component
S4CORE	104	0000		S4CORE
SAP_ABA	75E	0000		Cross-Application Component
MDG_FND	804	0000		MDG Foundation
MDG_APPL	804	0000		MDG Applications
MDG_UX	804	0000		MDG Additional User Interface
SAP_GWFND	754	0000		SAP Gateway Foundation

The following component is required when GEF is configured for EAM.

Component	Release	SP-Level	Support Package	Short Description of Package
UIGEF001	100	0006		UI for GEO Enablement

Important SAP Notes

You must read the SAP Notes before you start the installation or upgrade. The SAP Notes contain the most up-to-date information on the upgrade, as well as corrections for the upgrade documentation.

Make sure that you have the up-to-date version of each SAP Note, which can be found on SAP Service Marketplace at service.sap.com/notes.

SAP Note Number	Title	Category
2078099	Release Strategy for SAP Master Data Governance, enterprise asset management extension by Utopia	Release Planning Information
2837648	Functional Restrictions in SAP MDG-EAM by Utopia 1909 for S/4HANA	Functional Restriction Note for S/4H
2837658	SAP Master Data Governance, enterprise asset management extension by Utopia 1909 for S/4HANA Release Information Note	Release Information Note for S/4H
2848195	Consolidated corrections for Upgrade Issues of MDG EAM 1909	Upgrade Note for EAM 1909

EAM 1909 Solutions by Utopia Installation and Upgrade Overview

Before you activate the EAM 1909 Solutions by Utopia, ensure you have the administration authorization for MDG. The required authorization objects are delivered with the authorization role SAP_MDG_ADMIN. In transaction PFCG, SAP recommends creating a copy of this role and assigning the relevant authorization values. For the authorization object USMD_DM Data Model you need to assign the values for the authorization field USMD_MODEL of U1 (or U2 for Service Master), and the values for the authorization activity ACTVT Activity (for example 01: Create or generate or 02: Change).

The following MDG Business functions must be activated before installing or upgrading the EAM Solutions for MDG by Utopia.

- Master Data Governance, Generic Functions (MDG_FOUNDATION)
This business function provides the basic features for data modeling, process enhancement and configuration, analytics, and data replication framework and transfer.
- Master Data Governance, Generic Functions 2 (MDG_FOUNDATION_2)
This business function provides the enhanced basic features for data modeling, process enhancement and configuration, analytics, and data replication framework and transfer.
- Master Data Governance, Generic Functions 3 (MDG_FOUNDATION_3)
This business function provides features for governance scope, block list, and data quality remediation.
- Master Data Governance, Generic Functions 7.0 (MDG_FOUNDATION_4)
This business function provides features for parallel Change Requests, flexible edition management, multiple-record processing, enhanced usability in single-object processing and searching, and SAP HANA based search.
- Master Data Governance, Generic Functions 7.0 Feature Set (MDG_FOUNDATION_5)
This business function provides the features for highlighting changes, undo changes, hierarchy processing, using editions, accessing UI configurations, and SAP HANA-based search.

- Master Data Governance, Generic Functions 8.0 (MDG_FOUNDATION_6)
This business function provides the features for enhanced and simplified hierarchy management, faster approval of hierarchy changes, enhanced processing of multiple Change Requests, integrated creation of Change Requests for file upload and mass change and generic data sources for analytical scenarios.
- Master Data Governance, Generic Functions 9.0 (MDG_FOUNDATION_7)
This business function offers enhanced configuration for Change Request actions, enhanced Change Request based navigation, improved usability of collective/hierarchy processing, and the enablement of pooled or direct replication for all business objects.
- Master Data Governance, Generic Functions 9.1 (MDG_FOUNDATION_8)
When you activate this business function, the following features of the application component SAP Master Data Governance (CA-MDG) become available:
- Master Data Governance, Generic Functions 9.2 (MDG_FOUNDATION_9)
- Master Data Governance, Generic Functions 1909 (MDG_FOUNDATION_10)
This business function is relevant for S/4H 1909 only
- Business Function for MDG EAM LAM Model (/UGI/MDG_EAM_LAM_01)
This business function is relevant for customers who would like to make use of the enhancement for Linear Asset Management (LAM) in the EAM 1909 Solutions by Utopia for S/4HANA.

Master Data Governance for Equipment (uEQUIP™)

With Master Data Governance for Equipment, you can control the governance of Equipment Master data on a central hub. Within the governance process, Change Requests are used to control the creation and change of an Equipment record. While the equipment data is stored temporarily in the staging area, the Change Requests are forwarded automatically to a master data specialist for any revisions. As soon as the Change Request is approved the new equipment master data is stored in the existing ERP master data tables.

On the Central Hub, you can perform the following actions:

- Govern Equipment data and replicate the equipment master data to different client systems such as ERP, or non-SAP systems. Out-of-the-Box solution provides the UGI3 component, which provides IDoc types, message types, and process codes for replication, which customer can leverage.
- Use Data Import Framework (DIF) function to upload data into the master data hub.

Data Transfer allows you to move master data between systems. These systems can be clients or your main Master Data Governance (MDG) system. The first step of a data transfer is the export of the master data to an IDoc-XML file, which can be saved locally or on your application server. In the second step, you import the data into your central MDG system. During import, you can decide if you want the new master data to appear directly in the active area, or if you want to pass the data through governance via Change Requests and import the data to the staging area.

Master Data Governance for Functional Location (uFLOC™)

With Master Data Governance for Functional Location, you can control the governance of Functional Location master data on a central hub. Within the governance process, Change Requests are used to control the creation and change of a Functional Location record. While the Functional Location data is stored temporarily in the staging area, the Change Requests are forwarded automatically to a master

data specialist for any revisions. As soon as the Change Request is approved the new functional location master data is stored in the existing ERP master data tables.

On the Central Hub, you can perform the following functions:

- Govern Functional Location data and replicate the functional location master data to different client systems such as ERP, or non-SAP systems. Out-of-the-Box solution provides the UGI3 component, which provides IDoc types, message types, and process codes for replication, which customer can leverage.
- Use Data Import Framework (DIF) function to upload data into the master data hub.

Data Transfer allows you to move master data between systems. These systems can be clients or your main Master Data Governance (MDG) system. The first step of a data transfer is the export of the master data to an IDoc-XML file, which you can save locally or on your application server. In the second step, you import the data into your central MDG system. During import, you can decide if you want the new master data to appear directly in the active area, or if you want to pass the data through governance via Change Requests and import the data to the staging area.

Master Data Governance for Bill of Materials (uBOM™)

With Master Data Governance for Bill of Materials (Material BOM, Equipment BOM, Functional Location BOM, and WBS BOM) you can control the governance of Bill of Materials master data on a central hub. Within the governance process, Change Requests are used to control the creation and change of a Bill of Materials record. While the Bill of Materials data is stored temporarily in the staging area, the Change Requests are forwarded automatically to a master data specialist for any revisions. As soon as the Change Request is approved the new Bill of Materials master data is stored in the existing ERP master data tables.

On the Central Hub, you can perform the following functions:

- Govern Bill of Materials data and replicate the Bill of Materials master data to different client systems such as ERP, or non-SAP systems. Out-of-the-Box solution provides the UGI3 component, which provides IDoc types, message types, and process codes for replication, which customer can leverage.
- Use Data Import Framework (DIF) function to upload data into the master data hub.

Data Transfer allows you to move master data between systems. These systems can be clients or your main Master Data Governance (MDG) system. The first step of a data transfer is the export of the master data to an IDoc-XML file, which you can save locally or on your application server. In the second step, you import the data into your central MDG system. During import, you can decide if you want the new master data to appear directly in the active area, or if you want to want to pass the data through governance via Change Requests and import the data to the staging area.

Master Data Governance for Work Center (uWRKCTR™)

With Master Data Governance for work center, you can control the governance of work center master data on a central hub. Within the governance process, Change Requests are used to control the creation and change of Work Center record. While the Work Center data is stored temporarily in the staging area, the Change Requests are forwarded automatically to a master data specialist for any revisions. As soon as the Change Request is approved the new Work Center master data is stored in the existing ERP master data tables.

On the Central Hub, you can perform the following functions:

- Govern Work Center data and replicate the Work Center master data to different client systems such as ERP, or non-SAP systems. Out-of-the-Box solution provides the UGI3

component, which provides IDoc types, message types, and process codes for replication, which customer can leverage.

- Use Data Import Framework (DIF) function to upload data into the master data hub.

Data Transfer allows you to move master data between systems. These systems can be clients or your main Master Data Governance (MDG) system. The first step of a data transfer is the export of the master data to an IDoc-XML file, which you can save locally or on your application server. In the second step, you import the data into your central MDG system. During import, you can decide if you want the new master data to appear directly in the active area, or if you want to pass the data through governance via Change Requests and import the data to the staging area.

Master Data Governance for Maintenance Plan/Item (uMNTPLN™)

With Master Data Governance for Maintenance Plan, you can control the governance of Maintenance Plan master data on a central hub. Within the governance process, Change Requests are used to control the creation and change of a Maintenance Plan record. While the Maintenance Plan data is stored temporarily in the staging area, the Change Requests are forwarded automatically to a master data specialist for any revisions. As soon as the Change Request is approved the new Maintenance Plan master data is stored in the existing ERP master data tables.

On the Central Hub, you can perform the following functions:

- Govern Maintenance Plan data and replicate the Maintenance Plan master data to different client systems such as ERP, or non-SAP systems. Out-of-the-Box solution provides the UGI3 component, which provides IDoc types, message types, and process codes for replication, which customer can leverage.
- Use Data Import Framework (DIF) function to upload data into the master data hub.

Data Transfer allows you to move master data between systems. These systems can be clients or your main Master Data Governance (MDG) system. The first step of a data transfer is the export of the master data to an IDoc-XML file, which you can save locally or on your application server. In the second step, you import the data into your central MDG system. During import, you can decide if you want the new master data to appear directly in the active area, or if you want to pass the data through governance via Change Requests and import the data to the staging area.

Master Data Governance for Measuring Point (uMSRPT™)

With Master Data Governance for Measuring Point, you can control the governance of Measuring Point master data on a central hub. Within the governance process, Change Requests are used to control the creation and change of a Measuring Point record. While the measuring point data is stored temporarily in the staging area, the Change Requests are forwarded automatically to a master data specialist for any revisions. As soon as the Change Request is approved the new Measuring Point master data is stored in the existing ERP master data tables.

On the Central Hub, you can perform the following functions:

- Govern measuring point data and replicate the measuring point master data to different client systems such as ERP, or non-SAP systems. Out-of-the-Box solution provides the UGI3 component, which provides IDoc types, message types, and process codes for replication, which customer can leverage.
- Use Data Import Framework (DIF) function to upload data into the master data hub.

Data Transfer allows you to move master data between systems. These systems can be clients or your main Master Data Governance (MDG) system. The first step of a data transfer is the export of the master data to an IDoc-XML file, which you can save locally or on your application server. In the

second step, you import the data into your central MDG system. During the import step, you can decide if you want the new master data to appear directly in the active area, or if you want to pass the data through governance via Change Requests and import the data to the staging area.

Master Data Governance for Task List (uTSKLST™)

With Master Data Governance for Task List (General Task List, Equipment Task List and Functional Task List) you can control the governance of Task List master data on a central hub. Within the governance process, Change Requests are used to control the creation and change of a Task List record. While the Task List data is stored temporarily in the staging area, the Change Requests are forwarded automatically to a master data specialist for any revisions. As soon as the Change Request is approved the new Task List master data is stored in the existing ERP master data tables.

On the Central Hub, you can perform the following functions:

- Govern task list data and replicate the task list master data to different client systems such as ERP, or non-SAP systems. Out-of-the-Box solution provides the UGI3 component, which provides IDoc types, message types, and process codes for replication, which customer can leverage.
- Use Data Import Framework (DIF) function to upload data into the master data hub.

Data Transfer allows you to move master data between systems. These systems can be clients or your main Master Data Governance (MDG) system. The first step of a data transfer is the export of the master data to an IDoc-XML file, which you can save locally or on your application server. In the second step, you import the data into your central MDG system. During import, you can decide if you want the new master data to appear directly in the active area, or if you want to pass the data through governance via Change Requests and import the data to the staging area.

Master Data Governance for Object Links (uOBJLNK™)

With Master Data Governance for Object Links you can control the governance of Object Links master data on a central hub. Within the governance process Change Requests are used to control the creation and change of an Object Links record. While the object links data is stored temporarily in the staging area, the Change Requests are forwarded automatically to a master data specialist for any revisions. As soon as the Change Request is approved the new object links master data is stored in the existing ERP master data tables.

On the Central Hub, you can perform the following actions:

- Govern object links data and replicate the object links master data to different client systems such as ERP, or non-SAP systems. Out-of-the-Box solution provides the UGI3 component, which provides IDoc types, message types, and process codes for replication, which customer can leverage.
- Use Data Import Framework (DIF) function to upload data into the master data hub.

Data Transfer allows you to move master data between systems. These systems can be clients or your main Master Data Governance (MDG) system. The first step of a data transfer is the export of the master data to an IDoc-XML file, which you can save locally or on your application server. In the second step, you import the data into your central MDG system. During import, you can decide if you want the new master data to appear directly in the active area, or if you want to pass the data through governance via Change Requests and import the data to the staging area.

Master Data Governance for Object Networks (uOBJNTW™)

With Master Data Governance for Object Network, you can control the governance of Object Networks master data on a central hub. Within the governance process Change Requests are used to

control the creation and change of an Object Network record. While the Object Networks data is stored temporarily in the staging area, the Change Requests are forwarded automatically to a master data specialist for any revisions. As soon as the Change Request is approved the new Object Networks master data is stored in the existing ERP master data tables.

On the Central Hub, you can perform the following actions:

- Govern Object Networks data and replicate the object network master data to different client systems such as ERP, or non-SAP systems. Out-of-the-Box solution provides the UGI3 component, which provides IDoc types, message types, and process codes for replication, which customer can leverage.
- Use Data Import Framework (DIF) function to upload data into the master data hub.

Data Transfer allows you to move master data between systems. These systems can be clients or your main Master Data Governance (MDG) system. The first step of a data transfer is the export of the master data to an IDoc-XML file, which you can save locally or on your application server. In the second step, you import the data into your central MDG system. During import, you can decide if you want the new master data to appear directly in the active area, or if you want to want to pass the data through governance via Change Requests and import the data to the staging area.

Master Data Governance for Service Master (uSRVMSTR™)

With Master Data Governance for Service Master, you can control the governance of Service Master data on a central hub. Within the governance process, Change Requests are used to control the creation and change of a Service Master record. While the Service Master data is stored temporarily in the staging area, the Change Requests are forwarded automatically to a master data specialist for any revisions. As soon as the Change Request is approved the new Service Master data is stored in the existing ERP master data tables.

On the Central Hub, you can perform the following function:

Govern Service Master data and replicate the Service Master data to different client systems such as ERP, or non-SAP systems. Out-of-the-Box solution provides the UGI1 component, which provides IDoc types, message types, and process codes for replication, which customer can leverage.

Data Transfer allows you to move master data between systems. These systems can be clients or your main Master Data Governance (MDG) system. The first step of a data transfer is the export of the master data to an IDoc-XML file, which you can save locally or on your application server. In the second step, you import the data into your central MDG system. During import, you can decide if you want the new master data to appear directly in the active area, or if you want to want to pass the data through governance via Change Requests and import the data to the staging area.

Master Data Consolidation and Mass Processing

Master Data Consolidation and mass processing, enables you to consolidate the master data and process multiple records at a time. This function has been provided for Equipment master, Functional Locations master, and Material BOM from the release EAM 1909 Solutions by Utopia. You can access these functions from the Create Consolidation or Start Mass Processing applications from Fiori launchpad. You can use mass processing with or without Master Data Governance. If you use Central Governance, you can choose to use the MDG change request and validation features. This is also integrated with the BRFPplus applications and MDG validation BAdI for additional data enrichment.

Master Data Consolidation and Mass Processing uses the same technical foundation as the consolidation capabilities of Master Data Governance, allowing you to combine the features in a flexible process configuration. Packaging, queuing, and parallelization contribute to enhanced performance even when processing large volumes of data.

To use this, the business function MDG_CONSOLIDATION_CUSTOBJ_2 should be activated.

You can download the sample file formats from the “Download File Template” link on the “Import Data for Consolidation” application. The files can be from different source systems.

The process configuration can be configured with steps such as Validation, Standardization, Update, Activation, Matching, Best Record Calculation and Replication. Each of these behaviors is supported by the delivered adapter classes for the business objects 237, 183 and 185. You can configure the process template to incorporate the above-mentioned process steps in a sequential fashion.

BC-Sets are provided for enabling some of the default configurations delivered for Equipment, Material BOM and Functional Locations.

Master Data Quality

Master Data Quality is a set of applications that provides you the flexibility to correct data quality issues. This feature only works on database tables and can be achieved using BRFplus rules. The functionality is an add-on to Master Data Consolidation framework and works only if the Master Data Consolidation configurations are done as a prerequisite. This function has been provided for Equipment master, Functional Locations master, and Material BOM from the release EAM 1909 Solutions by Utopia. You can access these Master Data Quality applications from Fiori launchpad. You can use this feature with or without Master Data Governance. If you use Master Data Governance, you can choose to use the MDG change request. Data Quality can also be achieved through the Evaluation application. A consolidated result of the evaluated data can be viewed and corrected as well using the applications of Master Data Quality.

A BC-Set is provided for enabling some of the default configurations delivered for Equipment, Material BOM and Functional Locations.

Upgrade Paths

Upgrading EAM Solutions for MDG to EAM 1909 by Utopia

Upgrade of EAM Software Components Add-ons can be performed via transaction SAINT or SUM tool on the supported ERP or S/4HANA release. Refer to the respective [Installation Guide](#) located on the SAP Help Portal for further details.

Hint: If upgrading and leveraging parallel processing, please check the setting under transaction SWU3 and ensure that “Schedule background job for work item with errors” is active after the upgrade.

Caution

Because of corrections from Utopia, it is possible that the active version and the inactive version of the same data model may differ.

- Therefore, activate the U1 (or U2 for Service Master) data model after upgrading to EAM 1909 Solutions for MDG through the customizing activity Edit Data Model under:
Master Data Governance > General Settings > Data Modeling
- Check if the generated data model-specific structures are complete regarding the attributes of the entities in the Customizing Activity Generate Data Model-Specific Structures under:
Master Data Governance > General > Settings > Data Modeling

After you have activated the data model.

- If you made your own extensions of the data model, you need to check if these structures comprise your own entities and attributes.

Upgrade of Software Components

None.

Security Roles for Menu Structure and Authorization

With EAM 1909 Solutions by Utopia, Utopia delivers roles for the menu structure and for authorizations.

The following role for MDG user authorization is available for Master Data Governance of the EAM Objects:

- /UGI/_MDGEAM_MENU: Master Data Governance for EAM: Menu
This role should be assigned to users, who use one of the UGI MDG EAM roles in SAP NetWeaver Business Client:
- /UGI/_MDGEAM_ALLUSR. You need the role /UGI/_MDGEAM_ALLUSR to use the EAM 1909 Solutions by Utopia.

The following roles for authorizations of users are available for the EAM 1909 Solutions by Utopia:

- /UGI/_MDGEAM_REQ, Master Data Governance for EAM: Requester
- /UGI/_MDGEAM_SPEC, Master Data Governance for EAM: Specialist
- /UGI/_MDGEAM_STEW, Master Data Governance for EAM: Data Steward

For MDG-EAM-LAM, following roles for authorizations of users are available for the EAM 1909 Solutions by Utopia:

- /UGI/_MDGEAM_MENU_LAM - Master Data Governance for EAM with LAM: Menu
- /UGI/_MDGEAM_REQ_LAM, Master Data Governance for EAM-LAM: Requester
- /UGI/_MDGEAM_SPEC_LAM, Master Data Governance for EAM-LAM: Specialist
- /UGI/_MDGEAM_STEW_LAM, Master Data Governance for EAM-LAM: Data Steward

The following roles are provided for the Optional MDG-M Integration with EAM 1909 SP01.

- /UGI/_MDGEAM_MBOM_MENU, Master Data Governance for Material BOM: Menu
- /UGI/_MDGEAM_MBOM_REQ, Master Data Governance for Material BOM: Requester
- /UGI/_MDGEAM_MBOM_SPEC, Master Data Governance for Material BOM: Specialist
- /UGI/_MDGEAM_MBOM_STEW, Master Data Governance for Material BOM: Steward

The following role is an optional front end to the ECC transaction for Task List component allocation. This is a merely a front end and is not MDG governed.

- /UGI/_NONMDG_TSKLST - Master Data Governance for EAM: Change Task List (Non-MDG)

The following roles users are available for the EAM 1909 Solutions by Utopia for Service Master:

- /UGI1/_MDGPROC_ALLUSR, Standard User Authorizations
- /UGI1/_MDGPROC_MENU, Master Data Governance for Procurement Menu
- /UGI1/_MDGPROC_REQ, Master Data Governance for Procurement Solution: Requester
- /UGI1/_MDGPROC_SPEC, Master Data Governance for Procurement Solution: Specialist
- /UGI1/_MDGPROC_STEW, Master Data Governance for Procurement Solution: Data Steward

Installation Options and Upgrade Sequence

Prerequisites

EAM 1909 Solutions by Utopia requires a minimum of S4 HANA 1809 SP02 or S4 HANA 1909. Refer to the EAM 1909 Installation Guide for Installation and Upgrade specific instructions and prerequisites.

Installation Sequence

The following table describes the installation requirements for EAM 1909 Solutions by Utopia.

Component	Action	Mandatory/Optional	Remarks
SAP S4 HANA / NetWeaver, etc.			Refer to: Master and Upgrade Master Guide for SAP MDG 1909

Post-Installation Steps - MDG HUB Deployment Model Only

In the scenario where MDG is deployed in a Hub model, synchronization of the customization between the MDG Hub and the governed S4 HANA System is a critical process. Refer to the SCN document on this topic for important information regarding this process: [Customizing Synchronization between MDG and ERP \(Guide\)](#)



Before using MDG-EAM for the Bill of Materials object, ensure that you follow the steps:

- Synchronize Bill of Materials and component item Material Master records
- Synchronize Documents
- Institute a process for maintenance of the above whether by manual change management, MDG governance in the case of Material Master records, or automatic replication through change pointers.

Note: Sequence of Configuration, OSS notes, and manual activities needs to be performed during deployment of process. The configuration guide needs to be followed accurately.

Post-Installation Steps - Linear Asset Management Functionality (Optional)

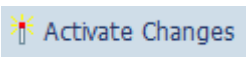

For customers to leverage Linear Asset Management (LAM) data governance is available EAM 1909 Solutions by Utopia starting from release 7.20, the following steps need to be performed.

- Prerequisite business functions that needs to be active before activating MDG EAM LAM solution by Utopia are the following functions:
 - LOG_EAM_LINEAR_1
 - LOG_EAM_LINEAR_2
- Ensure that the mentioned business functions are active.
- Go to transaction SFW5 and activate  business function /UGI/MDG_EAM_LAM_01.
- Go to SCPR20 and activate BC-Sets /UGI/MDG_EAM_LAM_USMD001, /UGI/MDG_EAM_DM_LAM_920, /UGI/MDG_EAM_DM_LAM_1909 and /UGI/MDG_EAM_LAM_USMD004, /UGI/MDG_EAM_LAM_STRUCT_DM_920 by clicking activate button ()

- Activate data model 'U1' (or 'U2' for Service Master) in customizing under Cross-Application Components > Processes and Tools for Enterprise Applications > Master Data Governance > Edit Data Model or enter transaction code MDGIMG.

Post-Installation Steps - Geographical Enablement Framework Integration to MDG (Optional)

For customers to leverage Geographical Enablement Framework (GEF), the following steps need to be performed.

- Prerequisite business functions that needs to be active before activating MDG EAM GEF solution by Utopia are the following functions:
 - FND_GEF
 - LOG_EAM_GEF
- Ensure that the mentioned business functions are active.
- Go to transaction SFW5 and activate  business functions /UGIGEO/MDG_EAM_GEF_920. /UGI3/MDG_EAM_GEF_920
- Go to SCPR20 and activate BC-Sets, , /UGIGEO/MDG_GEF_DATAMODEL_920, /UGIGEO/MDG_GEF_DATA_STRUCT_920, /UGIGEO/MDG_EAM_GEF_TAB_ENT_920 and if the alternative label of Functional Location is active, activate the BC-Set /UGIGEO/MDG_EAM_GEF_CFG_ALT_920 by clicking on Activate button ().

Activate data model 'U1' in customizing under > Cross-Application Components > Processes and Tools for Enterprise Applications > Master Data Governance > Edit Data Model or enter transaction code MDGIMG.

Language Support and Installation Information

As of release EAM 1909 release by Utopia, the following languages are supported:

- English
- German
- Korean
- Simplified Chinese
- Portuguese
- Spanish
- French
- Dutch
- Italian
- Russian

As of release SVM 1909 release by Utopia, the following languages are supported:

- English
- German

The EAM 1909 Solutions suite is delivered with English as the default language. The above language packages can be imported via the [SMLT](#) transaction.

Contact Utopia Global, Inc. for any other language support requirements.