


# Supply Chain Control Towers Capabilities Checklist

As you consider your Control Tower options, if you can't check all these boxes regarding Supply Chain Control Tower capabilities, you'll be relegated to sub-optimal performance in your supply chain operations. Supply Chain Control Towers play an essential role in helping businesses successfully make the transition from siloed legacy systems to a collaborative, resilient, real-time digital business network. For the fifth straight year, One Network has been named a Leader in Nucleus Research's Control Tower Technology Value Matrix.




## IS THERE A REAL-TIME SINGLE VERSION OF THE TRUTH (SVOT)?

It's impossible to optimize without this. Without SVOT, you'll be limited to sub-optimal solutions based on guesswork and stale data. A Control Tower needs to surface the critical facts as they stand now, so that you can make effective decisions based on fact, optimize based on actual resources and constraints, and respond to potential problems early, when many low cost options still exist - and before things get critical and costly.



## CAN YOU PLAN AND EXECUTE IN ONE PLATFORM?

Essential in today's environment that has turned planning on its head. When past trends are no longer a good predictor of future demand, you need to ensure an agile response regardless of what the future holds. You'll need a way to incrementally plan and execute all day long.



## IS THE VISIBILITY TRULY END-TO-END?

Across your entire supply network and every business partner. Required to optimize operations across all customers, not just one.



## ARE ALERTING AND DECISION-MAKING HAPPENING IN REAL-TIME WITH PRESCRIPTIVE ANALYTICS?

Solve problems in real time with predictive and prescriptive analytics, using the latest in AI and ML technology. Identify and solve problems early, when you have many options, and optimize at the network level rather than one-issue-at-a-time.






### DOES IT ENABLE AUTONOMOUS SUPPLY CHAIN MANAGEMENT AND OPTIMIZATION?

Automate routine tasks and apply intelligent agent technology for more complex optimization, attaining Level 4 capabilities.



### IS IT SCALABLE?

Your business network may include thousands of trading partners and millions of daily transactions, so a Control Tower needs to handle the speed and volumes of modern business networks. Outdated hub-and-spoke strategies are point-to-point integrations that often mean the data is incomplete, stale, or completely missing. A multiparty, hub-to-hub network model is scalable and real-time so decision-making is actionable, accurate, and optimized.



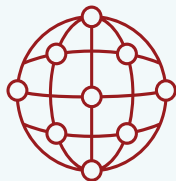
### CAN YOU PERFORM GLOBAL DEMAND-SUPPLY MATCHING?

Consolidate all demand across all channels, and view every source of supply for continuous demand and supply matching to optimize service levels and costs.



### IS THERE A LOW ENTRY BARRIER AND HIGH VALUE?




Implement systematically in a phased approach – one step at a time - for a self-funding model that provides immediate value at low risk, and bring on new capabilities with a “tunable system of control” that matches your priorities, and targets the highest value areas first.



### IS IT A HUB-TO-HUB MODEL?

This is a big one. Architecture matters as it enables or inhibits every transaction and process running through the Control Tower. Point-to-point integrations are costly to maintain, inefficient, and not scalable. Your Control Tower needs to run on a multi-enterprise, many-to-many business network, because your business requires network applications spanning multiple supply chain functions and trading partners.

#### To learn more about One Network Enterprises, contact us:

-  +1 866 302 1936
-  [inquiries@onenetwork.com](mailto:inquiries@onenetwork.com)
-  [www.onenetwork.com](http://www.onenetwork.com)