

VIBE FITNESS TRACKER USER MANUAL

Thank you for selecting the VIBE as your fitness tracker of choice. The VIBE will track your data in real time during your fitness workout and is also compatible with a variety of fitness apps on your smart phone.

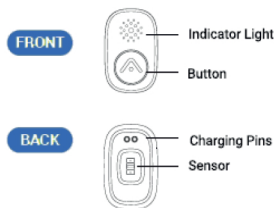
IMPORTANT

The VIBE is for recreational sports purposes only and it is not meant to replace any medical device.

This manual contains important safety and care information, and provides step-by-step instructions for using the VIBE. Read this manual thoroughly and keep it in a safe place for any future reference.

DEVICE OVERVIEW

A. VIBE Module



B. Adjustable Arm Strap



GETTING STARTED

Unpacking the Product

In the packaging, you will find:

VIBE module
Adjustable Arm Strap
USB Charger
User Manual

Fully Charge the VIBE

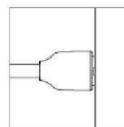
Please fully charge the VIBE before you start using it.

IMPORTANT

Make sure the two pins on the back of the VIBE are clean and dry. If they are wet, pat them gently with a dry towel.

Charging the VIBE

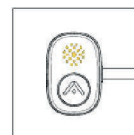
1. Plug the USB charger cable into the USB port of your computer or USB charger port.



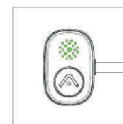
2. Align the two charging contact plates on the back of the VIBE module to the two charging pins on the USB charger. The magnets on the charger will help the two pieces lock into place.



3. The screen will display a pulsing yellow light to indicate the battery is charging.



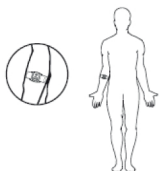
4. It will take approximately between 2 to 3 hours to fully charge. When fully charged, a green indicator light will appear and pulse. Each full charge will provide up to 50 hours of battery time if used 1 hour per day



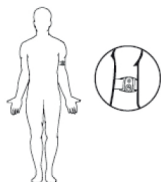
How to wear the VIBE

The VIBE module can be worn on the Forearm or Upper Arm.

Forearm (module with arm strap)



Upper Arm (module with arm strap)



Warning

Inaccurate heart rate data will be detected if the device is worn other than instructed

How to use the VIBE

Turn on VIBE module

In order to turn on the VIBE module, please press and hold the button until it vibrates and the green light comes on.

Using the VIBE module

Once the VIBE is on, you can connect or sync to your workout app via Bluetooth or connect to ANT+ Heart Rate System in the gym or club.

Turn off VIBE module

To turn off the VIBE, you will need to press the button 3 times. The VIBE will vibrate and the light will begin to disappear.

VIBE Memory Feature

The VIBE is equipped with a memory feature which can store up to 30 hours of activity data.

IMPORTANT

The VIBE is water resistant up to 50 meters in depth for 10 minutes (SATM Rating)

DATA TRANSMISSION

This ANT+ & Bluetooth transmitter pod is designed to acquire and transmit heart rate data. This device is compatible and applicable with iOS and Android devices

FCC Statement

This device complies with part 15 of the FCC Rules. Operation is subject to the following two conditions: (1) This device may not cause harmful interference, and (2) this device must accept any interference received, including interference that may cause undesired operation.

This equipment has been tested and found to comply with the limits for a Class B digital device, pursuant to part 15 of the FCC Rules. These limits are designed to provide reasonable protection against harmful interference in a residential installation. This equipment generates uses and can radiate radio frequency energy and, if not installed and used in accordance with the instructions, may cause harmful interference to radio communications. However, there is no guarantee that interference will not occur in a particular installation. If this equipment does cause harmful interference to radio or television reception, which can be determined by turning the equipment off and on, the user is encouraged to try to correct the interference by one or more of the following measures:

- Reorient or relocate the receiving antenna
- Increase the separation between the equipment and receiver.
- Connect the equipment into an outlet on a circuit different from that to which the receiver is connected.

- Consult the dealer or an experienced radio/TV technician for help

Changes or modifications not expressly approved by the party responsible for compliance could void the user's authority to operate the equipment.

Product Warranty

The Heart Rate Monitor has a one-year warranty and the strap has a 3-month warranty from date of purchase.

Proof of purchase will be required to validate warranty period. If you require additional assistance, please email support@accurofit.com