











rev.  
**247**

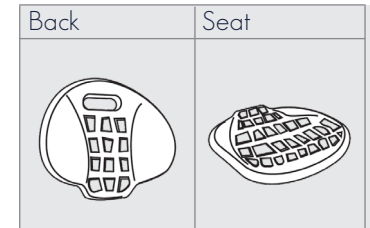
WORKSPACE  
REINVENTED

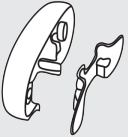
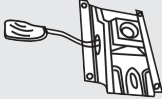








SCREW SETS:		S1 x 6 M6 x 25		S7 x 2 M8 x 18 x 5mm	
S2 x 1 M8 x 16		S8 x 8 M8 x 18 x 10mm			
S3 x 10 M6 x 16 x 1.2		S9 x 1 M8 x 22 x 1.2			
S5 x 4 M6 x 30		S10 x 1 M5			
S6 x 2 M6 x 45		S11 x 1 M6			

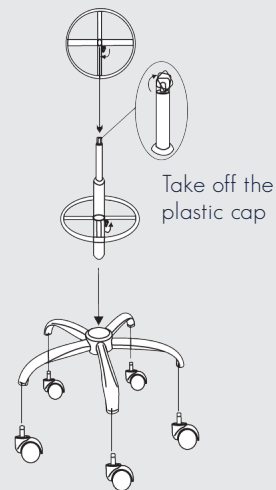
# REVL01

## ASSEMBLY INSTRUCTIONS

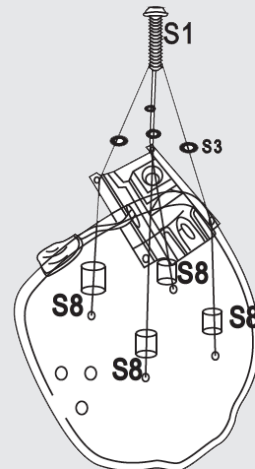


Cover	Mechanism	Base	Armrest	Footring	Caster	Gaslift	Back Tube
			 X2		 X5		

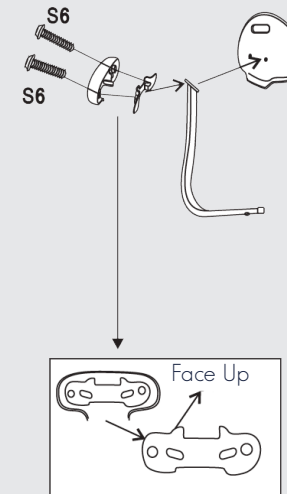
### STEP 1:



### STEP 2:



### STEP 3:



### STEP 4:

