

NAME: \_\_\_\_\_

PHONE: \_\_\_\_\_

SCHOOL/ORGANIZATION: \_\_\_\_\_

E-MAIL: \_\_\_\_\_

DEALER/REP: \_\_\_\_\_

SALES REP: \_\_\_\_\_ QUOTE: \_\_\_\_\_



**PHS Medical**  
by Pivotal Health Solutions

Custom build your Classic Wood Treatment Table to meet the specific needs of your treatment room. Each table comes standard with solid hardwood legs and a 4.5" base frame, H-brace construction, comfortable 2" high density foam cushion, softly rounded corners and dual-bolted leg assembly that folds down for easy shipping. Make it your own by adding length or width, shelves or a cabinet. Patient-friendly customizations include a nose hole and 70° manual lift back with 6 position elevation.

### STANDARD FEATURES:

- Load Capacity: 550 lbs.
- Solid oak or maple wood frame
- 4 Leg H-brace construction
- 2" High density foam cushion
- Rounded corners
- Dual-bolted folding leg assembly for convenient shipping

## Classic Wood TREATMENT TABLES



FESS-2772

TESS-2772 with Shelf, Cabinet,  
and (2) Drawers

### FLAT TOP TABLES:

☐ **FESS-2772**  
27" Flat Cushion  
27"W x 72"L x 31"H  
Qty \_\_\_\_\_

☐ **FESS-3072**  
30" Flat Cushion  
30"W x 72"L x 31"H  
Qty \_\_\_\_\_

☐ **FESS-2778**  
27" Flat Cushion  
27"W x 78"L x 31"H  
Qty \_\_\_\_\_

☐ **FESS-3078**  
30" Flat Cushion  
30"W x 78"L x 31"H  
Qty \_\_\_\_\_

### LIFT BACK TABLES:

☐ **TESS-2772**  
27" Lift Back Cushion  
27"W x 72"L x 31"H  
Qty \_\_\_\_\_

☐ **TESS-3072**  
30" Lift Back Cushion  
30"W x 72"L x 31"H  
Qty \_\_\_\_\_

☐ **TESS-2778**  
27" Lift Back Cushion  
27"W x 78"L x 31"H  
Qty \_\_\_\_\_

☐ **TESS-3078**  
30" Lift Back Cushion  
30"W x 78"L x 31"H  
Qty \_\_\_\_\_

### OPTIONS:

- ☐ **ESS Bottom Shelf** - Bottom Shelf  
☐ **Head End**    ☐ **Foot End**
- ☐ **ESS Cabinet** - Shelf and Open Cabinet  
☐ **Head End**    ☐ **Foot End**
- ☐ **ESS Drawers** - Shelf, Cabinet & (2) Drawers w/Black Wire Pull Handles  
☐ **Head End**    ☐ **Foot End**
- ☐ **NH** - Nose Hole in Cushion
- ☐ **TSFO-FHDR** - Flush Mount Handles on Drawers
- ☐ **EPTPH01** - Paper Roll Holder (On Foot End with Paper Cutter on Head End)

# Classic Wood TREATMENT TABLES

## STANDARD WOOD CHOICES:

- ☐  Oak ☐  Maple

## WOOD STAIN OPTION:

- ☐ ESS-Stain















## STAIN CHOICES:

- |  |   |
|--|---|
| <input type="checkbox"/>  Warm Copper | <input type="checkbox"/>  Rustic Fall  |
| <input type="checkbox"/>  Deep Garnet | <input type="checkbox"/>  Warm Caramel |
| <input type="checkbox"/>  Fossil Gray | <input type="checkbox"/>  Black Beauty |
| <input type="checkbox"/>  Tungsten    | <input type="checkbox"/> Custom Wood Stain Color  |



*TESS-2772 with Custom Grey Stain;  
Shelf, Cabinet, and (2) Drawers*

## STANDARD UPHOLSTERY CHOICES:

- |  |  |
|--|--|
| <input type="checkbox"/>  Royal Blue        | <input type="checkbox"/>  American Beauty |
| <input type="checkbox"/>  Imperial Blue     | <input type="checkbox"/>  Lark            |
| <input type="checkbox"/>  Blue Ridge       | <input type="checkbox"/>  Burgundy       |
| <input type="checkbox"/>  Deep Violet     | <input type="checkbox"/>  Dove          |
| <input type="checkbox"/>  Forest          | <input type="checkbox"/>  Charcoal      |
| <input type="checkbox"/>  Black           | <input type="checkbox"/>  Mocha         |
| <input type="checkbox"/>  Mandarin Orange | <input type="checkbox"/>  Putty         |

## CUSTOM BRANDING:

- ☐ **Decal Custom Small**  
Small Logo Decal  
(6"W x 6"H)
- ☐ **Decal Custom Large**  
Large Logo Decal  
(12"W x 12"H)



## CUSTOM CUSHION BRANDING:

- ☐ **TIS 27 COVER/LOGO**  
Logo Slip Cover  
(Lift Back Only)  
(27"W x 12"H)



- ☐ **TIS 30 COVER/LOGO**  
Logo Slip Cover  
(Lift Back Only)  
(30"W x 12"H)








- ☐ **LOGO DB**  
Deboss Logo  
(12"W x 12"H)  
**DEBPLT12**  
Deboss Plate



- ☐ **LOGO CP**  
Color Edge Print  
(12"W x 12"H)



## COLOR EDGE PRINT UPHOLSTERY CHOICES:

- |   |  |
|---|--|
| <input type="checkbox"/>  Blue Ribbon    | <input type="checkbox"/>  Celestial |
| <input type="checkbox"/>  Purple Passion | <input type="checkbox"/>  Valentine |
| <input type="checkbox"/>  Crimson        | <input type="checkbox"/>  Dolphin   |
| <input type="checkbox"/>  Black          |  |

**\*\*Color Edge Print upholstery colors do not match  
Standard Upholstery colors.**