

NAME: _____

PHONE: _____

SCHOOL/ORGANIZATION: _____

E-MAIL: _____

DEALER/REP: _____

SALES REP: _____ QUOTE: _____



Your practice will shine with the addition of a new treatment cabinet. Treatment cabinets meet the functional needs of practitioners, with ample storage plus lift back and split leg options. The CAB-PRO Treatment Cabinet features a larger cushion measuring 32"W x 86"L, a combination of open and closed storage, with four hinged doors, open under foot end and one adjustable shelf in each section. Apply custom branding to the cushion top and to the cabinet exterior.

STANDARD FEATURES:

- 32"W x 86"L x 31"H
- Load Capacity: 600 lbs.
- 3 Section cabinet
- (4) Hinged doors on each side
- Open pass through storage on foot end
- (1) Adjustable shelf in each section
- Available in wood or laminate finishes
- 110° Euro hinges on doors
- 2" High density foam cushion
- Rounded corners
- Black wire pull handles

CAB-PRO TREATMENT CABINET



CAB-PRO with
Gas Shock Lift Back and Split Leg

STANDARD CABINET:

- ☐ **CAB-PRO**
32"W x 86"L x 31"H
Qty _____



CAB-PRO with Flush
Mount Handles, Gas Shock
Lift Back and Split Leg

OPTIONS:

- ☐ **CAB-LB** - 55° Lift Back Cushion (Manual Gas Shock)
- ☐ **CAB-LB-NGS** - 60° Lift Back Cushion (Ratchet Style with No Gas Shock)
- ☐ **CAB-SL** - 45° Split Leg Cushion
- ☐ **CAB-RSL** - 45° Split Leg Cushion (Ratchet Style)
- ☐ **CAB-FL** - Flush Mount Handles on Doors
- ☐ **Lock double Door** - Lock on Double Doors

Note: When purchasing lift back and split leg options, the lift back with manual gas shock (CAB-LB) must be ordered with the pole/pin plunger split leg (CAB-SL). The ratchet style lift back (CAB-LB-NGS) must be ordered with the ratchet style split leg (CAB-RSL).



STANDARD WOOD CHOICES:

- ☐  Oak ☐  Maple

WOOD STAIN OPTION:

- ☐ CAB-Stain















STAIN CHOICES:

- ☐  Warm Copper ☐  Rustic Fall
☐  Deep Garnet ☐  Warm Caramel
☐  Fossil Gray ☐  Black Beauty
☐  Tungsten ☐ Custom Wood Stain Color

STANDARD LAMINATE CHOICES:

- ☐  Oak ☐  Grey
☐  Maple ☐  Storm Grey
☐  Cherry Merlot ☐  Harbor Grain
☐  Espresso ☐  Black

STANDARD UPHOLSTERY CHOICES:

- ☐  Royal Blue ☐  American Beauty
☐  Imperial Blue ☐  Lark
☐  Blue Ridge ☐  Burgundy
☐  Deep Violet ☐  Dove
☐  Forest ☐  Charcoal
☐  Black ☐  Mocha
☐  Mandarin Orange ☐  Putty

CUSTOM BRANDING:

- ☐ **Decal Custom Small**
Small Logo Decal
(6"W x 6"H)



- ☐ **Decal Custom Large**
Large Logo Decal
(12"W x 12"H)



CUSTOM CUSHION BRANDING:

- ☐ **LOGO COVER-PRO-32**

Logo Slip Cover
(Lift Back Only)
(32"W x 12"H)



- ☐ **LOGO DB**

Deboss Logo
(12"W x 12"H)



DEBPLT12








Deboss Plate

- ☐ **LOGO CP**

Color Edge Print
(12"W x 12"H)



COLOR EDGE PRINT UPHOLSTERY CHOICES:

- ☐  Blue Ribbon ☐  Celestial
☐  Purple Passion ☐  Valentine
☐  Crimson ☐  Dolphin
☐  Black

***Color Edge Print upholstery colors do not match
Standard Upholstery colors.*