

NAME: \_\_\_\_\_

PHONE: \_\_\_\_\_

SCHOOL/ORGANIZATION: \_\_\_\_\_

E-MAIL: \_\_\_\_\_

DEALER/REP: \_\_\_\_\_

SALES REP: \_\_\_\_\_ QUOTE: \_\_\_\_\_



Your practice will shine with the addition of our custom branded treatment cabinets. Our line of cabinets meet the functional needs of your practice, with ample storage and lift back options. The CAB-180 model is a three section cabinet that features four hinged doors on each side, drawer storage on foot end and one adjustable shelf in each doored section. Apply custom branding the top and to the cabinet exterior.

### STANDARD FEATURES:

- 30"W x 78"L x 31"H
- Load Capacity: 600 lbs.
- 3 Section cabinet
- (4) Hinged doors on each side
- Drawers on foot end
- (1) Adjustable shelf in doored section
- Available in wood or laminate finishes
- 110° Euro hinges on doors
- 2" High density foam cushion
- Rounded corners
- Black wire pull handles

## CAB-180 TREATMENT CABINET



*CAB-180 with Gas Shock Lift Back and Custom Stain*

### STANDARD CABINET:

- ☐ **CAB-180**  
30"W x 78"L x 31"H  
Qty \_\_\_\_\_

### OPTIONS:

- ☐ **CAB-LB** - 55° Lift Back Cushion (Manual Gas Shock)
- ☐ **CAB-LB-NGS** - 60° Lift Back Cushion (Ratchet Style with No Gas Shock)
- ☐ **CAB-FL** - Flush Mount Handles on Doors
- ☐ **Lock Double Door** - Lock on Double Doors
- ☐ **Lock 1001** - Lock on Drawers (Not available with Flush Mount Handles)



### STANDARD WOOD CHOICES:

- ☐  Oak ☐  Maple








### WOOD STAIN OPTION:

- ☐ CAB-Stain

### STAIN CHOICES:

- ☐  Warm Copper ☐  Rustic Fall  
☐  Deep Garnet ☐  Warm Caramel  
☐  Fossil Gray ☐  Black Beauty  
☐  Tungsten ☐ Custom Wood Stain Color

### STANDARD LAMINATE CHOICES:

- ☐  Oak ☐  Grey  
☐  Maple ☐  Storm Grey  
☐  Cherry Merlot ☐  Harbor Grain  
☐  Espresso ☐  Black


### STANDARD UPHOLSTERY CHOICES:

- ☐  Royal Blue ☐  American Beauty  
☐  Imperial Blue ☐  Lark  
☐  Blue Ridge ☐  Burgundy  
☐  Deep Violet ☐  Dove  
☐  Forest ☐  Charcoal  
☐  Black ☐  Mocha  
☐  Mandarin Orange ☐  Putty








### CUSTOM BRANDING:

- ☐ **Decal Custom Small**  
Small Logo Decal  
(6"W x 6"H)  ☐ **Decal Custom Large**  
Large Logo Decal  
(12"W x 12"H) 

### CUSTOM CUSHION BRANDING:

- ☐ **LOGO COVER**  
Logo Slip Cover  
(Lift Back Only)  
(30"W x 12"H) 
- ☐ **LOGO DB**  
Deboss Logo  
(12"W x 12"H)  
**DEBPLT12**  
Deboss Plate 
- ☐ **LOGO CP**  
Color Edge Print  
(12"W x 12"H) 

### COLOR EDGE PRINT UPHOLSTERY CHOICES:

- ☐  Blue Ribbon ☐  Celestial  
☐  Purple Passion ☐  Valentine  
☐  Crimson ☐  Dolphin  
☐  Black

*\*\*Color Edge Print upholstery colors do not match  
Standard Upholstery colors.*