

NAME: _____

PHONE: _____

SCHOOL/ORGANIZATION: _____

E-MAIL: _____

DEALER/REP: _____

SALES REP: _____ QUOTE: _____



Your athletic training room will shine with the addition of our premium training and recovery treatment cabinets. Our line of cabinets meet the functional needs of athletic trainers and therapists, with ample storage plus 60° lift back and 45° split leg options. The CAB-160 Edge-Options Treatment Cabinet features a customizable three section cabinet. Apply your team or organization logo to the top and to the cabinet exterior.

STANDARD FEATURES:

- Load Capacity: 600 lbs.
- 30"W x 78"L x 31"H
- Open, customizable 3 section cabinet
- Pass through storage accessible on both sides
- Available in wood or laminate finishes
- 2" High density foam cushion
- Rounded corners
- Black wire pull handles
- 4" Toe kick
- 110° Euro hinges on doors
- (1) Adjustable shelf in each doored section

STANDARD CABINET:

- ☐ **CAB-160**
30"W x 78"L x 31"H
Qty _____

OPTIONS:

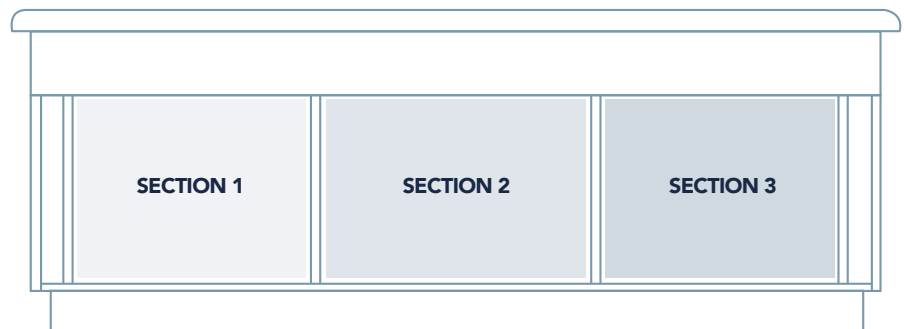
- ☐ **CAB-LB-NGS** - 60° Lift Back Cushion (Ratchet Style with No Gas Shock)
- ☐ **CAB-RSL** - 45° Split Leg Cushion (Ratchet Style)
- ☐ **CAB-FL** - Flush Mount Handles on Doors
- ☐ **Lock Double Door** - Lock on Double Doors

CAB-160 Edge-Options TREATMENT CABINET



CAB-160

COMPARTMENT OPTIONS:



SECTION 1 (HEAD END)

- ☐ Open
- ☐ Double Doors (On Both Sides)
- ☐ 2 Drawer (Pass Through)
- ☐ 3 Drawer (Pass Through)
- ☐ Modality Drawer (Pass Through)

SECTION 2 (HEAD END)

- ☐ Open
- ☐ Double Doors (On Both Sides)
- ☐ 2 Drawer (Pass Through)
- ☐ 3 Drawer (Pass Through)
- ☐ Modality Drawer (Pass Through)

SECTION 3 (HEAD END)

- ☐ Open
- ☐ Double Doors (On Both Sides)
- ☐ 2 Drawer (Pass Through)
- ☐ 3 Drawer (Pass Through)
- ☐ Modality Drawer (Pass Through)

STANDARD WOOD CHOICES:

- ☐  Oak ☐  Maple



WOOD STAIN OPTION:

- ☐ CAB-Stain

STAIN CHOICES:

- ☐  Warm Copper ☐  Rustic Fall
☐  Deep Garnet ☐  Warm Caramel
☐  Fossil Gray ☐  Black Beauty
☐  Tungsten ☐ Custom Wood Stain Color

STANDARD LAMINATE CHOICES:

- ☐  Oak ☐  Grey
☐  Maple ☐  Storm Grey
☐  Cherry Merlot ☐  Harbor Grain
☐  Espresso ☐  Black

STANDARD UPHOLSTERY CHOICES:

- ☐  Royal Blue ☐  American Beauty
☐  Imperial Blue ☐  Lark
☐  Blue Ridge ☐  Burgundy
☐  Deep Violet ☐  Dove
☐  Forest ☐  Charcoal
☐  Black ☐  Mocha
☐  Mandarin Orange ☐  Putty

CUSTOM BRANDING:








- ☐ **Decal Custom Small**
Small Logo Decal
(6"W x 6"H) 
☐ **Decal Custom Large**
Large Logo Decal
(12"W x 12"H) 

CUSTOM CUSHION BRANDING:

- ☐ **LOGO COVER**
Logo Slip Cover
(Lift Back Only)
(30"W x 12"H)
☐ **LOGO DB**
Deboss Logo
(12"W x 12"H)
DEBPLT12
Deboss Plate
☐ **LOGO CP**
Color Edge Print
(12"W x 12"H)



COLOR EDGE PRINT UPHOLSTERY CHOICES:

- ☐  Blue Ribbon ☐  Celestial
☐  Purple Passion ☐  Valentine
☐  Crimson ☐  Dolphin
☐  Black

***Color Edge Print upholstery colors do not match
Standard Upholstery colors.*