

NAME: _____

PHONE: _____

SCHOOL/ORGANIZATION: _____

E-MAIL: _____

DEALER/REP: _____

SALES REP: _____ QUOTE: _____



Your practice will shine with the addition of our custom branded treatment cabinets. Our line of cabinets meet the functional needs of your practice, with ample storage plus lift back and split leg options. The CAB-150 model features closed storage for a neater presentation, a three section cabinet with one adjustable shelf in each section, four pass through drawers, and two hinged doors on each side. Apply custom branding the top and to the cabinet exterior.

STANDARD FEATURES:

- 30"W x 78"L x 31"H
- Load Capacity: 600 lbs.
- 3 Section cabinet
- (2) Hinged doors on both sides (head end)
- (4) Pass through drawers with center stop
- (1) Adjustable shelf in door section
- Available in wood or laminate finishes
- 110° Euro hinges on doors
- 2" High density foam cushion
- Rounded corners
- Black wire pull handles

CAB-150 TREATMENT CABINET



*CAB-150 with
Ratchet Style Lift
Back and Split Leg*

STANDARD CABINET:

- ☐ **CAB-150**
30"W x 78"L x 31"H

Qty _____




CAB-150

OPTIONS:

- ☐ **CAB-LB** - 55° Lift Back Cushion (Manual Gas Shock)
- ☐ **CAB-LB-NGS** - 60° Lift Back Cushion (Ratchet Style with No Gas Shock)
- ☐ **CAB-SL** - 45° Split Leg Cushion
- ☐ **CAB-RSL** - 45° Split Leg Cushion (Ratchet Style)
- ☐ **CAB-FL** - Flush Mount Handles on Doors
- ☐ **Lock Double Door** - Lock on Double Doors
- ☐ **Lock 1001** - Lock on Drawers (Not available with Flush Mount Handles)

Note: When purchasing lift back and split leg options, the lift back with manual gas shock (CAB-LB) must be ordered with the pole/pin plunger split leg (CAB-SL). The ratchet style lift back (CAB-LB-NGS) must be ordered with the ratchet style split leg (CAB-RSL).



CAB-LB



CAB-LB-NGS



CAB-SL



CAB-RSL

STANDARD WOOD CHOICES:

- ☐  Oak ☐  Maple








WOOD STAIN OPTION:

- ☐ CAB-Stain

STAIN CHOICES:

- ☐  Warm Copper ☐  Rustic Fall
☐  Deep Garnet ☐  Warm Caramel
☐  Fossil Gray ☐  Black Beauty
☐  Tungsten ☐ Custom Wood Stain Color

STANDARD LAMINATE CHOICES:

- ☐  Oak ☐  Grey
☐  Maple ☐  Storm Grey
☐  Cherry Merlot ☐  Harbor Grain
☐  Espresso ☐  Black

STANDARD UPHOLSTERY CHOICES:

- ☐  Royal Blue ☐  American Beauty
☐  Imperial Blue ☐  Lark
☐  Blue Ridge ☐  Burgundy
☐  Deep Violet ☐  Dove
☐  Forest ☐  Charcoal
☐  Black ☐  Mocha
☐  Mandarin Orange ☐  Putty

CUSTOM BRANDING:

- ☐ **Decal Custom Small**
Small Logo Decal
(6"W x 6"H)



- ☐ **Decal Custom Large**
Large Logo Decal
(12"W x 12"H)



CUSTOM CUSHION BRANDING:

- ☐ **LOGO COVER**
Logo Slip Cover
(Lift Back Only)
(30"W x 12"H)



- ☐ **LOGO DB**
Deboss Logo
(12"W x 12"H)










- DEBPLT12**
Deboss Plate

- ☐ **LOGO CP**
Color Edge Print
(12"W x 12"H)



COLOR EDGE PRINT UPHOLSTERY CHOICES:

- ☐  Blue Ribbon ☐  Celestial
☐  Purple Passion ☐  Valentine
☐  Crimson ☐  Dolphin
☐  Black

***Color Edge Print upholstery colors do not match
Standard Upholstery colors.*