

NAME: \_\_\_\_\_

PHONE: \_\_\_\_\_

SCHOOL/ORGANIZATION: \_\_\_\_\_

E-MAIL: \_\_\_\_\_

DEALER/REP: \_\_\_\_\_

SALES REP: \_\_\_\_\_ QUOTE: \_\_\_\_\_



Your practice will shine with the addition of a new treatment cabinet. Our line of cabinets meet the functional needs of practitioners, with ample storage plus lift back and split leg options. The CAB-080 model is a two section cabinet with three drawers, a large storage area with two hinged doors and one adjustable shelf. Apply custom branding to the top and to the cabinet exterior.

### STANDARD FEATURES:

- 30"W x 78"L x 31"H
- Load Capacity: 600 lbs.
- 3 Section cabinet
- (3) Drawers on front
- (2) Hinged doors on front with solid back
- (1) Adjustable shelf in storage section
- Available in wood or laminate finishes
- 110° Euro hinges on doors
- Full extension glides on drawers
- 2" High density foam cushion
- Rounded corners
- Black wire pull handles

### STANDARD CABINET:

- ☐ **CAB-080**  
30"W x 78"L x 31"H

Qty \_\_\_\_\_

Doors:

- ☐ Right Side  
☐ Left Side



*CAB-080 with Gas Shock Lift Back  
(Doors & Drawers Shown on Left Side)*

### OPTIONS:

- ☐ **CAB-LB** - 55° Lift Back Cushion (Manual Gas Shock)
- ☐ **CAB-LB-NGS** - 60° Lift Back Cushion (Ratchet Style with No Gas Shock)
- ☐ **CAB-SL** - 45° Split Leg Cushion
- ☐ **CAB-RSL** - 45° Split Leg Cushion (Ratchet Style)
- ☐ **CAB-FL** - Flush Mount Handles on Doors
- ☐ **Lock1001** - Lock on Drawers (Not available with Flush Mount Handles)
- ☐ **Lock Double Door** - Lock on Double Doors

**Note:** When purchasing lift back and split leg options, the lift back with manual gas shock (CAB-LB) must be ordered with the pole/pin plunger split leg (CAB-SL). The ratchet style lift back (CAB-LB-NGS) must be ordered with the ratchet style split leg (CAB-RSL).

## CAB-080 TREATMENT CABINET



*CAB-080 with Gas Shock Lift Back*



*CAB-LB*



*CAB-LB-NGS*



*CAB-SL*



*CAB-RSL*

### STANDARD WOOD CHOICES:

- ☐  Oak ☐  Maple








### WOOD STAIN OPTION:

- ☐ CAB-Stain

### STAIN CHOICES:

- ☐  Warm Copper ☐  Rustic Fall  
☐  Deep Garnet ☐  Warm Caramel  
☐  Fossil Gray ☐  Black Beauty  
☐  Tungsten ☐ Custom Wood Stain Color

### STANDARD LAMINATE CHOICES:

- ☐  Oak ☐  Grey  
☐  Maple ☐  Storm Grey  
☐  Cherry Merlot ☐  Harbor Grain  
☐  Espresso ☐  Black

### STANDARD UPHOLSTERY CHOICES:

- ☐  Royal Blue ☐  American Beauty  
☐  Imperial Blue ☐  Lark  
☐  Blue Ridge ☐  Burgundy  
☐  Deep Violet ☐  Dove  
☐  Forest ☐  Charcoal  
☐  Black ☐  Mocha  
☐  Mandarin Orange ☐  Putty

### CUSTOM BRANDING:

- ☐ **Decal Custom Small**  
Small Logo Decal  
(6"W x 6"H)



- ☐ **Decal Custom Large**  
Large Logo Decal  
(12"W x 12"H)



### CUSTOM CUSHION BRANDING:

- ☐ **LOGO COVER**  
Logo Slip Cover  
(Lift Back Only)  
(30"W x 12"H)









- ☐ **LOGO DB**  
Deboss Logo  
(12"W x 12"H)  
**DEBPLT12**  
Deboss Plate



- ☐ **LOGO CP**  
Color Edge Print  
(12"W x 12"H)



### COLOR EDGE PRINT UPHOLSTERY CHOICES:

- ☐  Blue Ribbon ☐  Celestial  
☐  Purple Passion ☐  Valentine  
☐  Crimson ☐  Dolphin  
☐  Black

*\*\*Color Edge Print upholstery colors do not match  
Standard Upholstery colors.*