

NAME: _____

PHONE: _____

SCHOOL/ORGANIZATION: _____

E-MAIL: _____

DEALER/REP: _____

SALES REP: _____ QUOTE: _____



Your practice will shine with the addition of a new treatment cabinet. Our line of cabinets meet the functional needs of practitioners, with ample storage plus lift back and split leg options. The CAB-040 model is our modality treatment cabinet, a three section cabinet with four hinged doors and one full extension center pullout that places modality equipment and tools at your fingertips. Apply custom branding to the top and to the cabinet exterior.

STANDARD FEATURES:

- 30"W x 78"L x 31"H
- Load Capacity: 600 lbs.
- 3 Section cabinet
- (4) Hinged doors on front with solid back
- (1) Adjustable shelf for each end section
- (1) Full extension center pullout
- Available in wood or laminate finishes
- 110° Euro hinges on doors
- 2" High density foam cushion
- Rounded corners
- Black wire pull handles

STANDARD CABINET:

CAB-040
30"W x 78"L x 31"H
Qty _____

Doors:

- Right Side
- Left Side



CAB-040 with Gas Shock Lift Back, Split Leg, and Drawer Lock (Doors & Drawer Shown on Left Side)

OPTIONS:


- CAB-LB** - 55° Lift Back Cushion (Manual Gas Shock)
- CAB-LB-NGS** - 60° Lift Back Cushion (Ratchet Style with No Gas Shock)
- CAB-SL** - 45° Split Leg Cushion
- CAB-RSL** - 45° Split Leg Cushion (Ratchet Style)
- CAB-FL** - Flush Mount Handles on Doors
- Lock Double Door** - Lock on Double Doors
- Lock1001** - Lock on Drawers (Not available with Flush Mount Handles)

Note: When purchasing lift back and split leg options, the lift back with manual gas shock (CAB-LB) must be ordered with the pole/pin plunger split leg (CAB-SL). The ratchet style lift back (CAB-LB-NGS) must be ordered with the ratchet style split leg (CAB-RSL).

CAB-040 Modality TREATMENT CABINET



CAB-040 with Drawer Lock



STANDARD WOOD CHOICES:

-  Oak  Maple

WOOD STAIN OPTION:

- CAB-Stain















STAIN CHOICES:

- | | |
|--|---|
| <input type="checkbox"/>  Warm Copper | <input type="checkbox"/>  Rustic Fall |
| <input type="checkbox"/>  Deep Garnet | <input type="checkbox"/>  Warm Caramel |
| <input type="checkbox"/>  Fossil Gray | <input type="checkbox"/>  Black Beauty |
| <input type="checkbox"/>  Tungsten | <input type="checkbox"/> Custom Wood Stain Color |

STANDARD LAMINATE CHOICES:

- | | |
|--|---|
| <input type="checkbox"/>  Oak | <input type="checkbox"/>  Grey |
| <input type="checkbox"/>  Maple | <input type="checkbox"/>  Storm Grey |
| <input type="checkbox"/>  Cherry Merlot | <input type="checkbox"/>  Harbor Grain |
| <input type="checkbox"/>  Espresso | <input type="checkbox"/>  Black |

STANDARD UPHOLSTERY CHOICES:

- | | |
|--|--|
| <input type="checkbox"/>  Royal Blue | <input type="checkbox"/>  American Beauty |
| <input type="checkbox"/>  Imperial Blue | <input type="checkbox"/>  Lark |
| <input type="checkbox"/>  Blue Ridge | <input type="checkbox"/>  Burgundy |
| <input type="checkbox"/>  Deep Violet | <input type="checkbox"/>  Dove |
| <input type="checkbox"/>  Forest | <input type="checkbox"/>  Charcoal |
| <input type="checkbox"/>  Black | <input type="checkbox"/>  Mocha |
| <input type="checkbox"/>  Mandarin Orange | <input type="checkbox"/>  Putty |








CUSTOM BRANDING:

- Decal Custom Small**
Small Logo Decal
(6"W x 6"H) 
- Decal Custom Large**
Large Logo Decal
(12"W x 12"H) 

CUSTOM CUSHION BRANDING:

- LOGO COVER**
Logo Slip Cover
(Lift Back Only)
(30"W x 12"H) 
- LOGO DB**
Deboss Logo
(12"W x 12"H)
DEBPLT12
Deboss Plate 
- LOGO CP**
Color Edge Print
(12"W x 12"H) 

COLOR EDGE PRINT UPHOLSTERY CHOICES:

- | | |
|---|--|
| <input type="checkbox"/>  Blue Ribbon | <input type="checkbox"/>  Celestial |
| <input type="checkbox"/>  Purple Passion | <input type="checkbox"/>  Valentine |
| <input type="checkbox"/>  Crimson | <input type="checkbox"/>  Dolphin |
| <input type="checkbox"/>  Black | |

***Color Edge Print upholstery colors do not match
Standard Upholstery colors.*