

NAME: _____

PHONE: _____

SCHOOL/ORGANIZATION: _____

E-MAIL: _____

DEALER/REP: _____

SALES REP: _____ QUOTE: _____



PHS Medical
by Pivotal Health Solutions

Your practice will shine with the addition of a new treatment cabinet. Our line of cabinets meet the functional needs of your practice, with ample storage plus lift back and split leg options. The CAB-010 model features closed storage for a neater presentation, with a three section cabinet with one adjustable self in each section and six hinged doors on the front. Apply custom branding to the top and to the cabinet exterior.

STANDARD FEATURES:

- 30"W x 78"L x 31"H
- Load Capacity: 600 lbs.
- 3 Section cabinet
- (6) Hinged doors on front with a solid back
- (1) Adjustable shelf in each section
- Available in wood or laminate finishes
- 110° Euro hinges on doors
- 2" High density foam cushion
- Rounded corners
- Black wire pull handles

STANDARD CABINET:

- ☐ **CAB-010**
30"W x 78"L x 31"H

Qty _____

Doors:

- ☐ Right Side
☐ Left Side



CAB-010 with Gas Shock Lift Back, Split Leg and Locks (Doors Shown on Left Side)


OPTIONS:

- ☐ **CAB-LB** - 55° Lift Back Cushion (Manual Gas Shock)
- ☐ **CAB-LB-NGS** - 60° Lift Back Cushion (Ratchet Style with No Gas Shock)
- ☐ **CAB-SL** - 45° Split Leg Cushion
- ☐ **CAB-RSL** - 45° Split Leg Cushion (Ratchet Style)
- ☐ **CAB-12D** - Doors on Second Side
- ☐ **CAB-FL** - Flush Mount Handles on Doors
- ☐ **Lock double Door** - Lock on Double Doors

Note: When purchasing lift back and split leg options, the lift back with manual gas shock (CAB-LB) must be ordered with the pole/pin plunger split leg (CAB-SL). The ratchet style lift back (CAB-LB-NGS) must be ordered with the ratchet style split leg (CAB-RSL).

CAB-010 TREATMENT CABINET

CAB-010 with Gas Shock Lift Back and Split Leg



STANDARD WOOD CHOICES:

- ☐  Oak ☐  Maple


WOOD STAIN OPTION:

- ☐ CAB-Stain













STAIN CHOICES:

- ☐  Warm Copper ☐  Rustic Fall
☐  Deep Garnet ☐  Warm Caramel
☐  Fossil Gray ☐  Black Beauty
☐  Tungsten ☐ Custom Wood Stain Color

STANDARD LAMINATE CHOICES:

- ☐  Oak ☐  Grey
☐  Maple ☐  Storm Grey
☐  Cherry Merlot ☐  Harbor Grain
☐  Espresso ☐  Black

STANDARD UPHOLSTERY CHOICES:

- ☐  Royal Blue ☐  American Beauty
☐  Imperial Blue ☐  Lark
☐  Blue Ridge ☐  Burgundy
☐  Deep Violet ☐  Dove
☐  Forest ☐  Charcoal
☐  Black ☐  Mocha
☐  Mandarin Orange ☐  Putty

CUSTOM BRANDING:

- ☐ **Decal Custom Small**
Small Logo Decal
(6"W x 6"H) 
☐ **Decal Custom Large**
Large Logo Decal
(12"W x 12"H) 

CUSTOM CUSHION BRANDING:

- ☐ **LOGO COVER**
Logo Slip Cover
(Lift Back Only)
(30"W x 12"H) 








- ☐ **LOGO DB**
Deboss Logo
(12"W x 12"H)

DEBPLT12

Deboss Plate 

- ☐ **LOGO CP**
Color Edge Print
(12"W x 12"H) 

COLOR EDGE PRINT UPHOLSTERY CHOICES:

- ☐  Blue Ribbon ☐  Celestial
☐  Purple Passion ☐  Valentine
☐  Crimson ☐  Dolphin
☐  Black

****Color Edge Print upholstery colors do not match
Standard Upholstery colors.**