

NAME: \_\_\_\_\_

PHONE: \_\_\_\_\_

SCHOOL/ORGANIZATION: \_\_\_\_\_

E-MAIL: \_\_\_\_\_

DEALER/REP: \_\_\_\_\_

SALES REP: \_\_\_\_\_ QUOTE: \_\_\_\_\_



Designed with the athletic trainer in mind, our NSK Wood Treatment Table offers a 6-leg partial H-Brace construction on the foot end with two shelves on the head end for ample storage. This "No Shin Kick" design provides the practitioner extra room while providing treatment. Each table carries up to 800 lbs. and comes standard with solid hardwood legs and base, partial H-brace construction with two shelves on head end, a thick 3/4" plywood top, comfortable 2" high density foam cushion, softly rounded corners and triple-bolted leg assembly. Patient-friendly customizations include a nose hole, 70° manual lift back with 6 position elevation and 45° split leg elevation.

#### STANDARD FEATURES:

- Load Capacity: 800 lbs.
- Solid hardwood partial 6 Leg H-brace construction
- (2) Shelves on head end for added storage
- 2" High density foam cushion
- Rounded corners
- Triple-bolted leg assembly

## NSK Wood TREATMENT TABLES



TESS-NSK100 with  
Lift Back

#### STANDARD TABLES:

☐ **FESS-NSK100**

Flat Cushion  
30"W x 78"L x 31"H

Qty \_\_\_\_\_

☐ **TESS-NSK100**

Lift Back Cushion  
30"W x 78"L x 31"H

Qty \_\_\_\_\_

☐ **FESS-NSK100-S**

Flat, Split Leg Cushion  
30"W x 78"L x 31"H

Qty \_\_\_\_\_

☐ **FESS-NSK100-S**

Lift Back, Split Leg Cushion  
30"W x 78"L x 31"H

Qty \_\_\_\_\_

#### OPTIONS:

- ☐ **NH** - Nose Hole in Cushion
- ☐ **EPTPH01** - Paper Roll Holder (On Foot End with Paper Cutter on Head End)

Manual Lift Back with  
6 Position Elevation



### STANDARD WOOD CHOICES:

- ☐  Oak ☐  Maple













### WOOD STAIN OPTION:

- ☐ ESS-Stain

### STAIN CHOICES:

- |  |   |
|--|---|
| <input type="checkbox"/>  Warm Copper | <input type="checkbox"/>  Rustic Fall  |
| <input type="checkbox"/>  Deep Garnet | <input type="checkbox"/>  Warm Caramel |
| <input type="checkbox"/>  Fossil Gray | <input type="checkbox"/>  Black Beauty |
| <input type="checkbox"/>  Tungsten    | <input type="checkbox"/> Custom Wood Stain Color  |

### STANDARD UPHOLSTERY CHOICES:

- |  |  |
|--|--|
| <input type="checkbox"/>  Royal Blue        | <input type="checkbox"/>  American Beauty |
| <input type="checkbox"/>  Imperial Blue    | <input type="checkbox"/>  Lark           |
| <input type="checkbox"/>  Blue Ridge      | <input type="checkbox"/>  Burgundy      |
| <input type="checkbox"/>  Deep Violet     | <input type="checkbox"/>  Dove          |
| <input type="checkbox"/>  Forest          | <input type="checkbox"/>  Charcoal      |
| <input type="checkbox"/>  Black           | <input type="checkbox"/>  Mocha         |
| <input type="checkbox"/>  Mandarin Orange |  |

### CUSTOM BRANDING:








- ☐ **Decal Custom Small**  
Small Logo Decal  
(6"W x 6"H) 
- ☐ **Decal Custom Large**  
Large Logo Decal  
(12"W x 12"H) 

### CUSTOM CUSHION BRANDING:

- ☐ **TIS 30 COVER/LOGO**  
Logo Slip Cover  
(Lift Back Only)  
(30"W x 12"H) 
- ☐ **LOGO DB**  
Deboss Logo  
(12"W x 12"H)  
**DEBPLT12**  
Deboss Plate 

- ☐ **LOGO CP**  
Color Edge Print  
(12"W x 12"H) 

### COLOR EDGE PRINT UPHOLSTERY CHOICES:

- |   |  |
|---|--|
| <input type="checkbox"/>  Blue Ribbon    | <input type="checkbox"/>  Celestial |
| <input type="checkbox"/>  Purple Passion | <input type="checkbox"/>  Valentine |
| <input type="checkbox"/>  Crimson        | <input type="checkbox"/>  Dolphin   |
| <input type="checkbox"/>  Black          |  |

**\*\*Color Edge Print upholstery colors do not match  
Standard Upholstery colors.**