

NAME: _____

PHONE: _____

SCHOOL/ORGANIZATION: _____

E-MAIL: _____

DEALER/REP: _____

SALES REP: _____ QUOTE: _____



Choose versatility on the go with the HT1900 Hand Therapy Table. Optional locking casters promote easily mobility along with constant, smooth elevation to just the right height. Five top configurations, multiple table sizes, and a variety of colors to choose from gives you the choice to invest in the way you work best to change your workday.

STANDARD FEATURES:

- Load Capacity: 176 lbs.
- Sit or stand
- Electrical elevation: 27.875-47.625"H
- Charcoal finish on base
- Designed for therapy and rehabilitation
- (5) Top configurations
- Anti-collision safety feature
- Hand control with:
 - Constant smooth movement and soft start/stop
 - (3) Programmable memory locations
 - (2) USB ports
- Pre-assembled frame kits significantly reduces installation time
- (4) Leveling feet

HT1900
HAND THERAPY TABLE



TABLE CONFIGURATIONS:


HT1900-5242 Group Therapy Table
52"W x 42"D x 27.875-47.625"H

Qty _____




HT1900-36 36" Round Table
36"Diameter x 27.875-47.625"H

Qty _____




HT1900-42 42" Round Table
42"Diameter x 27.875-47.625"H

Qty _____




HT1900-3636 36" Square Table
36"W x 36"D x 27.875-47.625"H

Qty _____



HT1900-4836 48" Rectangular Table
48"W x 36"D x 27.875-47.625"H

Qty _____



OPTIONS:

- RE410** - Battery
- RE470** - (4) Locking Casters (Adds 2.25" to height)

TOP COLORS:

-     
 - Brushed Concrete Weathered Grey Mineral Grey Briarsmoke White Wood Grain
 -   
 - Cocoa Bean Nightshade Sandlewood
- *Other top materials available upon request.*