

NAME: _____

PHONE: _____

SCHOOL/ORGANIZATION: _____

E-MAIL: _____

DEALER/REP: _____

SALES REP: _____ QUOTE: _____



Your athletic training room will shine with the addition of our premium training and recovery treatment cabinets. Our line of cabinets meet the functional needs of athletic trainers and therapists, with ample storage plus 60° lift back and 45° split leg options. The CAB-170 Edge-Options Treatment Cabinet with solid back model features a customizable three section cabinet. Apply your team or organization logo to the top and to the cabinet exterior.

STANDARD FEATURES:

- Load Capacity: 600 lbs.
- 30"W x 78"L x 31"H
- Customizable 3 section cabinet with solid back
- Available in wood or laminate finishes
- 2" High density foam cushion
- Rounded corners
- Black wire pull handles
- 4" Toe kick
- 110° Euro hinges on doors
- (1) Adjustable shelf in each section

STANDARD CABINET:

CAB-010
30"W x 78"L x 31"H

Qty _____

Doors:

- Right Side
- Left Side

OPTIONS:


- CAB-LB-NGS** - 60° Lift Back Cushion (Ratchet Style with No Gas Shock)
- CAB-RSL** - 45° Split Leg Cushion (Ratchet Style)
- CAB-FL** - Flush Mount Handles on Doors
- Lock Double Door** - Lock on Double Doors
- Lock1001** - Lock on Drawers (Not available with Flush Mount Handles)

CAB-170 Edge-Options
TREATMENT CABINET



CAB-170 with Ratchet Style Lift Back and Split Leg

COMPARTMENT OPTIONS:



SECTION 1 (HEAD END)

- Open
- Double Doors
- 2 Drawer
- 3 Drawer
- Modality Drawer

SECTION 2 (HEAD END)

- Open
- Double Doors
- 2 Drawer
- 3 Drawer
- Modality Drawer

SECTION 3 (HEAD END)

- Open
- Double Doors
- 2 Drawer
- 3 Drawer
- Modality Drawer

STANDARD WOOD CHOICES:

-  Oak  Maple

WOOD STAIN OPTION:

- CAB-Stain

STAIN CHOICES:

- | | |
|--|---|
| <input type="checkbox"/>  Warm Copper | <input type="checkbox"/>  Rustic Fall |
| <input type="checkbox"/>  Deep Garnet | <input type="checkbox"/>  Warm Caramel |
| <input type="checkbox"/>  Fossil Gray | <input type="checkbox"/>  Black Beauty |
| <input type="checkbox"/>  Tungsten | <input type="checkbox"/> Custom Wood Stain Color |

STANDARD LAMINATE CHOICES:

- | | |
|--|---|
| <input type="checkbox"/>  Oak | <input type="checkbox"/>  Grey |
| <input type="checkbox"/>  Maple | <input type="checkbox"/>  Storm Grey |
| <input type="checkbox"/>  Cherry Merlot | <input type="checkbox"/>  Harbor Grain |
| <input type="checkbox"/>  Espresso | <input type="checkbox"/>  Black |

STANDARD UPHOLSTERY CHOICES:

- | | |
|--|--|
| <input type="checkbox"/>  Royal Blue | <input type="checkbox"/>  American Beauty |
| <input type="checkbox"/>  Imperial Blue | <input type="checkbox"/>  Lark |
| <input type="checkbox"/>  Blue Ridge | <input type="checkbox"/>  Burgundy |
| <input type="checkbox"/>  Deep Violet | <input type="checkbox"/>  Dove |
| <input type="checkbox"/>  Forest | <input type="checkbox"/>  Charcoal |
| <input type="checkbox"/>  Black | <input type="checkbox"/>  Mocha |
| <input type="checkbox"/>  Mandarin Orange | |








CUSTOM BRANDING:

- Decal Custom Small**
Small Logo Decal
(6"W x 6"H) 
- Decal Custom Large**
Large Logo Decal
(12"W x 12"H) 

CUSTOM CUSHION BRANDING:

- LOGO COVER**
Logo Slip Cover
(Lift Back Only)
(30"W x 12"H) 
- LOGO DB**
Deboss Logo
(12"W x 12"H)
DEBPLT12
Deboss Plate 
- LOGO CP**
Color Edge Print
(12"W x 12"H) 

COLOR EDGE PRINT UPHOLSTERY CHOICES:

- | | |
|---|--|
| <input type="checkbox"/>  Blue Ribbon | <input type="checkbox"/>  Celestial |
| <input type="checkbox"/>  Purple Passion | <input type="checkbox"/>  Valentine |
| <input type="checkbox"/>  Crimson | <input type="checkbox"/>  Dolphin |
| <input type="checkbox"/>  Black | |

***Color Edge Print upholstery colors do not match Standard Upholstery colors.*