

NAME: _____

PHONE: _____

SCHOOL/ORGANIZATION: _____

E-MAIL: _____

DEALER/REP: _____

SALES REP: _____ QUOTE: _____



Your athletic training room will shine with the addition of our premium training and recovery treatment cabinets. Our line of cabinets meet the functional needs of athletic trainers and therapists, with ample storage plus 60° lift back and 45° split leg options. The CAB-160 Edge-Options Treatment Cabinet features a customizable three section cabinet. Apply your team or organization logo to the top and to the cabinet exterior.

STANDARD FEATURES:

- Load Capacity: 600 lbs.
- 30"W x 78"L x 31"H
- Open, customizable 3 section cabinet
- Pass through storage accessible on both sides
- Available in wood or laminate finishes
- 2" High density foam cushion
- Rounded corners
- Black wire pull handles
- 4" Toe kick
- 110° Euro hinges on doors
- (1) Adjustable shelf in each section

CAB-160 Edge-Options
TREATMENT CABINET



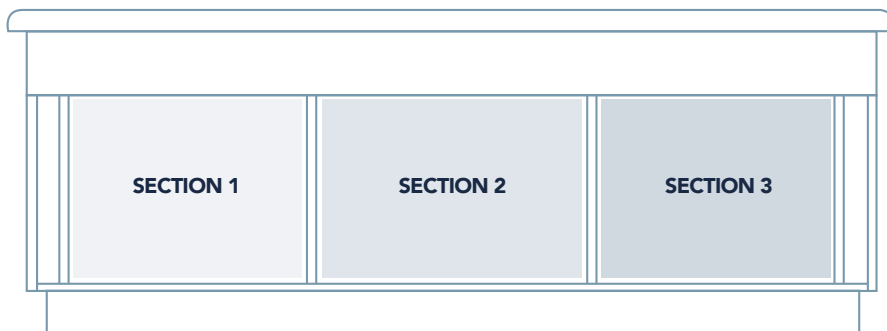
CAB-160

STANDARD CABINET:

OPTIONS:

- CAB-LB-NGS** - 60° Lift Back Cushion (Ratchet Style with No Gas Shock)
- CAB-RSL** - 45° Split Leg Cushion (Ratchet Style)
- CAB-FL** - Flush Mount Handles on Doors
- Lock Double Door** - Lock on Double Doors

COMPARTMENT OPTIONS:



SECTION 1 (HEAD END)

- Open
- Double Doors (On Both Sides)
- 2 Drawer (Pass Through)
- 3 Drawer (Pass Through)
- Modality Drawer (Pass Through)

SECTION 2 (HEAD END)

- Open
- Double Doors (On Both Sides)
- 2 Drawer (Pass Through)
- 3 Drawer (Pass Through)
- Modality Drawer (Pass Through)

SECTION 3 (HEAD END)

- Open
- Double Doors (On Both Sides)
- 2 Drawer (Pass Through)
- 3 Drawer (Pass Through)
- Modality Drawer (Pass Through)

STANDARD WOOD CHOICES:

-  Oak  Maple

WOOD STAIN OPTION:

- CAB-Stain


STAIN CHOICES:

- | | |
|--|---|
| <input type="checkbox"/>  Warm Copper | <input type="checkbox"/>  Rustic Fall |
| <input type="checkbox"/>  Deep Garnet | <input type="checkbox"/>  Warm Caramel |
| <input type="checkbox"/>  Fossil Gray | <input type="checkbox"/>  Black Beauty |
| <input type="checkbox"/>  Tungsten | <input type="checkbox"/> Custom Wood Stain Color |

STANDARD LAMINATE CHOICES:

- | | |
|--|---|
| <input type="checkbox"/>  Oak | <input type="checkbox"/>  Grey |
| <input type="checkbox"/>  Maple | <input type="checkbox"/>  Storm Grey |
| <input type="checkbox"/>  Cherry Merlot | <input type="checkbox"/>  Harbor Grain |
| <input type="checkbox"/>  Espresso | <input type="checkbox"/>  Black |

STANDARD UPHOLSTERY CHOICES:

- | | |
|--|--|
| <input type="checkbox"/>  Royal Blue | <input type="checkbox"/>  American Beauty |
| <input type="checkbox"/>  Imperial Blue | <input type="checkbox"/>  Lark |
| <input type="checkbox"/>  Blue Ridge | <input type="checkbox"/>  Burgundy |
| <input type="checkbox"/>  Deep Violet | <input type="checkbox"/>  Dove |
| <input type="checkbox"/>  Forest | <input type="checkbox"/>  Charcoal |
| <input type="checkbox"/>  Black | <input type="checkbox"/>  Mocha |
| <input type="checkbox"/>  Mandarin Orange | |








CUSTOM BRANDING:

- Decal Custom Small**
Small Logo Decal
(6"W x 6"H) 
- Decal Custom Large**
Large Logo Decal
(12"W x 12"H) 

CUSTOM CUSHION BRANDING:

- LOGO COVER**
Logo Slip Cover
(Lift Back Only)
(30"W x 12"H) 
- LOGO DB**
Deboss Logo
(12"W x 12"H)
DEBPLT12
Deboss Plate 
- LOGO CP**
Color Edge Print
(12"W x 12"H) 

COLOR EDGE PRINT UPHOLSTERY CHOICES:

- | | |
|---|--|
| <input type="checkbox"/>  Blue Ribbon | <input type="checkbox"/>  Celestial |
| <input type="checkbox"/>  Purple Passion | <input type="checkbox"/>  Valentine |
| <input type="checkbox"/>  Crimson | <input type="checkbox"/>  Dolphin |
| <input type="checkbox"/>  Black | |

***Color Edge Print upholstery colors do not match Standard Upholstery colors.*