

NAME: _____

PHONE: _____

SCHOOL/ORGANIZATION: _____

E-MAIL: _____

DEALER/REP: _____

SALES REP: _____ QUOTE: _____



Your facility will shine with the addition of our custom branded treatment cabinets. Our line of cabinets meet the functional needs of therapists, with ample storage plus lift back and split leg options. The CAB-140 model features closed storage for a neater presentation, a three section cabinet with one adjustable shelf in each section, three drawers, and four hinged doors on front with a solid back. Custom brand this product with your company logo.

STANDARD FEATURES:

- 30"W x 78"L x 31"H
- Load Capacity: 600 lbs.
- 3 Section cabinet
- (4) Hinged doors on front with a solid back
- (1) Adjustable shelf in each section
- (3) Drawers
- Available in wood or laminate finishes
- 110° Euro hinges on doors
- 2" High density foam flat, seamless cushion
- Rounded corners
- Black wire pull handles

STANDARD CABINET:

- ☐ **CAB-140**
30"W x 78"L x 31"H
Qty _____



CAB-140

OPTIONS:

- ☐ **CAB-LB** - 55° Lift Back Cushion (Manual Gas Shock)
- ☐ **CAB-LB-NGS** - 60° Lift Back Cushion (Ratchet Style with No Gas Shock)
- ☐ **CAB-SL** - 45° Split Leg Cushion
- ☐ **CAB-RSL** - 45° Split Leg Cushion (Ratchet Style)
- ☐ **CAB-FL** - Flush Mount Handles on Doors
- ☐ **Lock Double Door** - Lock on Double Doors
- ☐ **Lock 1001** - Lock on Drawers (Not available with Flush Mount Handles)

Note: When purchasing lift back and split leg options, the lift back with manual gas shock (CAB-LB) must be ordered with the pole/pin plunger split leg (CAB-SL). The ratchet style lift back (CAB-LB-NGS) must be ordered with the ratchet style split leg (CAB-RSL).

CAB-140 TREATMENT CABINET

CAB-140 with Ratchet
Style Lift Back



STANDARD WOOD CHOICES:

- ☐  Oak ☐  Maple



WOOD STAIN OPTION:

- ☐ CAB-Stain














STAIN CHOICES:

- ☐  Warm Copper ☐  Rustic Fall
☐  Deep Garnet ☐  Warm Caramel
☐  Fossil Gray ☐  Black Beauty
☐  Tungsten ☐ Custom Wood Stain Color

STANDARD LAMINATE CHOICES:

- ☐  Oak ☐  Grey
☐  Maple ☐  Storm Grey
☐  Cherry Merlot ☐  Harbor Grain
☐  Espresso ☐  Black




STANDARD UPHOLSTERY CHOICES:

- ☐  Royal Blue ☐  American Beauty
☐  Imperial Blue ☐  Lark
☐  Blue Ridge ☐  Burgundy
☐  Deep Violet ☐  Dove
☐  Forest ☐  Charcoal
☐  Black ☐  Mocha
☐  Mandarin Orange








CUSTOM BRANDING:

- ☐ **Decal Custom Small**
Small Logo Decal
(6"W x 6"H)  ☐ **Decal Custom Large**
Large Logo Decal
(12"W x 12"H) 

CUSTOM CUSHION BRANDING:

- ☐ **LOGO COVER**
Logo Slip Cover
(Lift Back Only)
(30"W x 12"H) 
- ☐ **LOGO DB**
Deboss Logo
(12"W x 12"H)
DEBPLT12
Deboss Plate 
- ☐ **LOGO CP**
Color Edge Print
(12"W x 12"H) 

COLOR EDGE PRINT UPHOLSTERY CHOICES:

- ☐  Blue Ribbon ☐  Celestial
☐  Purple Passion ☐  Valentine
☐  Crimson ☐  Dolphin
☐  Black

***Color Edge Print upholstery colors do not match
Standard Upholstery colors.*