

NAME: _____

PHONE: _____

SCHOOL/ORGANIZATION: _____

E-MAIL: _____

DEALER/REP: _____

SALES REP: _____ QUOTE: _____



Your practice will shine with the addition of a new treatment cabinet. Treatment cabinets meet the functional needs of practitioners, with ample storage. The CAB-120 Treatment Cabinet is a multi-purpose treatment cabinet and taping station, featuring a three section cabinet with pass through storage on sides with adjustable shelves, a taping station end with a 55° lift back with manual gas shock, two hinged doors and an open cubby. Apply custom branding to the cushion top and to the cabinet exterior.

STANDARD FEATURES:

- 27"W x 78"L x 34"H
- Load Capacity: 600 lbs.
- 3 Section cabinet
- Open pass through storage on both sides
- Tape station seat on one end
- Open cubby and (2) hinged doors
- (1) Adjustable shelf in each section
- Available in wood or laminate finishes
- 110° Euro hinges on doors
- 2" High density foam, seamless cushions
- Rounded corners
- 55° Lift back with manual gas shock
- Black wire pull handles

CAB-120 Convertible TAPING/TREATMENT CABINET



*CAB-120 with Half
Drawer Pullout*

STANDARD CABINET:

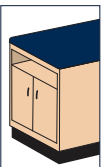
- ☐ **CAB-120**
27"W x 78"L x 34"H
Qty _____



*CAB-120 with Half
Drawer Pullout*

TAPING SEAT FRONT OPTIONS:

- ☐ **TSFO-D1** - Full Doors (No Cubby)
☐ **TSFO-D3** - Half Drawer Pullout Under Seat
☐ **TSFO-D4** - Full Drawer Pullout Under Seat
☐ **TSFO-D5** - Foot Extender Under Seat
☐ **TSFO-D6** - 3 Drawers (No Double Doors)
☐ **TSFO-D7** - Front Pullout Stand (No Doors)
☐ **TSFO-D11** - 3 Full Drawers (No Cubby or Doors)



OPTIONS:

- ☐ **CAB-LB-NGS** - 60° Lift Back Cushion (Ratchet Style with No Gas Shock)
☐ **CAB-FL** - Flush Mount Handles on Doors
☐ **Lock Double Door** - Lock on Double Doors
☐ **Lock 1001** - Lock on Double Drawers (Not available with Flush Mount Handles)





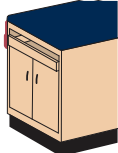
PHS Medical
by Pivotal Health Solutions

CAB-120 Convertible TAPING/TREATMENT CABINET

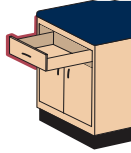
TAPING STATION FRONT OPTIONS:



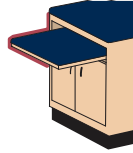
TSFO-D1 - Full
Doors



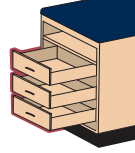
TSFO-D3 - 1/2
Drawer Pullout



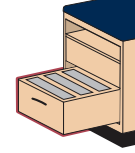
TSFO-D4 - Full
Drawer



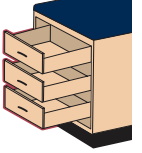
TSFO-D6 - (3)
Drawers



TSFO-D7 -
Pullout Stand



TSFO-D11 - (3)
Full Drawers



TSFO-D5 - Foot
Extender

STANDARD WOOD CHOICES:

- ☐  Oak ☐  Maple









WOOD STAIN OPTION:

- ☐ CAB-Stain






STAIN CHOICES:

- | | |
|--|---|
| <input type="checkbox"/>  Warm Copper | <input type="checkbox"/>  Rustic Fall |
| <input type="checkbox"/>  Deep Garnet | <input type="checkbox"/>  Warm Caramel |
| <input type="checkbox"/>  Fossil Gray | <input type="checkbox"/>  Black Beauty |
| <input type="checkbox"/>  Tungsten | <input type="checkbox"/> Custom Wood Stain Color |

STANDARD LAMINATE CHOICES:

- | | |
|--|---|
| <input type="checkbox"/>  Oak | <input type="checkbox"/>  Grey |
| <input type="checkbox"/>  Maple | <input type="checkbox"/>  Storm Grey |
| <input type="checkbox"/>  Cherry Merlot | <input type="checkbox"/>  Harbor Grain |
| <input type="checkbox"/>  Espresso | <input type="checkbox"/>  Black |

STANDARD UPHOLSTERY CHOICES:

- | | |
|--|--|
| <input type="checkbox"/>  Royal Blue | <input type="checkbox"/>  American Beauty |
| <input type="checkbox"/>  Imperial Blue | <input type="checkbox"/>  Lark |
| <input type="checkbox"/>  Blue Ridge | <input type="checkbox"/>  Burgundy |
| <input type="checkbox"/>  Deep Violet | <input type="checkbox"/>  Dove |
| <input type="checkbox"/>  Forest | <input type="checkbox"/>  Charcoal |
| <input type="checkbox"/>  Black | <input type="checkbox"/>  Mocha |
| <input type="checkbox"/>  Mandarin Orange | |

CUSTOM BRANDING:

- ☐ **Decal Custom Small**
Small Logo Decal
(6"W x 6"H)
- ☐ **Decal Custom Large**
Large Logo Decal
(12"W x 12"H)



CUSTOM CUSHION BRANDING:

- ☐ **LOGO COVER**
Logo Slip Cover
(Lift Back Only)
(30"W x 12"H)










- ☐ **LOGO DB**
Deboss Logo
(12"W x 12"H)
DEBPLT12
Deboss Plate



- ☐ **LOGO CP**
Color Edge Print
(12"W x 12"H)



COLOR EDGE PRINT UPHOLSTERY CHOICES:

- | | |
|---|--|
| <input type="checkbox"/>  Blue Ribbon | <input type="checkbox"/>  Celestial |
| <input type="checkbox"/>  Purple Passion | <input type="checkbox"/>  Valentine |
| <input type="checkbox"/>  Crimson | <input type="checkbox"/>  Dolphin |
| <input type="checkbox"/>  Black | |

****Color Edge Print upholstery colors do not match Standard Upholstery colors.**