

NAME: _____

PHONE: _____

SCHOOL/ORGANIZATION: _____

E-MAIL: _____

DEALER/REP: _____

SALES REP: _____ QUOTE: _____



Your practice will shine with the addition of a new treatment cabinet. Our line of cabinets meet the functional needs of practitioners, with ample storage plus lift back and split leg options. The CAB-110 Treatment Cabinet features a three section cabinet including four hinged doors, an adjustable shelf in each section, an adjustable shelf in two sections and three drawers. Apply custom branding to the cushion top and to the cabinet exterior.

STANDARD FEATURES:

- 30"W x 78"L x 31"H
- Load Capacity: 600 lbs.
- 3 Section cabinet
- (4) hinged doors on front with solid back
- (1) Adjustable shelf in each section
- (3) Drawers
- Available in wood or laminate finishes
- 110° Euro hinges on doors
- Full extension glides on drawers
- 2" High density foam cushion
- Rounded corners
- Black wire pull handles

CAB-110 TREATMENT CABINET



CAB-110 with Gas Shock Lift Back, Split Leg and Flush Mount Handles

STANDARD CABINET:

CAB-110
30"W x 78"L x 31"H

Qty _____

Doors:

- Right Side
- Left Side



CAB-110 with Gas Shock Lift Back, Split Leg and Flush Mount Handle Options (Doors and Drawers shown on Left Side)

OPTIONS:

- CAB-LB** - 55° Lift Back Cushion (Manual Gas Shock)
- CAB-LB-NGS** - 60° Lift Back Cushion (Ratchet Style with No Gas Shock)
- CAB-SL** - 45° Split Leg Cushion
- CAB-RSL** - 45° Split Leg Cushion (Ratchet Style)
- CAB-FL** - Flush Mount Handles on Doors
- Lock Double Door** - Lock on Double Doors
- Lock 1001** - Lock on Double Drawers (Not available with Flush Mount Handles)

Note: When purchasing lift back and split leg options, the lift back with manual gas shock (CAB-LB) must be ordered with the pole/pin plunger split leg (CAB-SL). The ratchet style lift back (CAB-LB-NGS) must be ordered with the ratchet style split leg (CAB-RSL).



STANDARD WOOD CHOICES:

-  Oak  Maple

WOOD STAIN OPTION:

- CAB-Stain













STAIN CHOICES:

-  Warm Copper  Rustic Fall
  Deep Garnet  Warm Caramel
  Fossil Gray  Black Beauty
  Tungsten Custom Wood Stain Color

STANDARD LAMINATE CHOICES:

-  Oak  Grey
  Maple  Storm Grey
  Cherry Merlot  Harbor Grain
  Espresso  Black

STANDARD UPHOLSTERY CHOICES:

-  Royal Blue  American Beauty
  Imperial Blue  Lark
  Blue Ridge  Burgundy
  Deep Violet  Dove
  Forest  Charcoal
  Black  Mocha
  Mandarin Orange








CUSTOM BRANDING:

- Decal Custom Small**
Small Logo Decal
(6"W x 6"H) 
- Decal Custom Large**
Large Logo Decal
(12"W x 12"H) 

CUSTOM CUSHION BRANDING:

- LOGO COVER**
Logo Slip Cover
(Lift Back Only)
(30"W x 12"H) 
- LOGO DB**
Deboss Logo
(12"W x 12"H)
DEBPLT12
Deboss Plate 
- LOGO CP**
Color Edge Print
(12"W x 12"H) 

COLOR EDGE PRINT UPHOLSTERY CHOICES:

-  Blue Ribbon  Celestial
  Purple Passion  Valentine
  Crimson  Dolphin
  Black

***Color Edge Print upholstery colors do not match Standard Upholstery colors.*