

NAME: _____

PHONE: _____

SCHOOL/ORGANIZATION: _____

E-MAIL: _____

DEALER/REP: _____

SALES REP: _____ QUOTE: _____



WWW.PHSMEDICALSOLUTIONS.COM
800-743-7738 • FAX: 605-882-8398

HT1900 HAND THERAPY TABLE

STANDARD FEATURES:

- Load Capacity: 176 lbs.
- Sit or stand
- Electrical elevation: 27.875-47.625"H
- Charcoal finish on base
- Designed for therapy and rehabilitation
- (5) Top configurations
- Anti-collision safety feature
- Hand control with:
 - Constant smooth movement and soft start/stop
 - (3) Programmable memory locations
 - (2) USB ports
- Pre-assembled frame kits significantly reduces installation time
- (4) Leveling feet



HT1900-36
with Casters

Choose versatility on the go with the HT1900 Hand Therapy Table. Optional locking casters promote easily mobility along with constant, smooth elevation to just the right height. Five top configurations, multiple table sizes, and a variety of colors to choose from gives you the choice to invest in the way you work best to change your workday.

TABLE CONFIGURATIONS:

☐ **HT1900-5242** - Group Therapy Table
52"W x 42"D x 27.875-47.625"H

Qty _____




☐ **HT1900-36** - 36" Round Table
36" Diameter x 27.875-47.625"H

Qty _____




☐ **HT1900-42** - 42" Round Table
42" Diameter x 27.875-47.625"H

Qty _____



☐ **HT1900-3636** - 36" Square Table
36"W x 36"D x 27.875-47.625"H

Qty _____



☐ **HT1900-4836** - 48" Rectangular Table
48"W x 36"D x 27.875-47.625"H

Qty _____



HT1900 HAND THERAPY TABLE

OPTIONS:

- ☐ **RE410** - Battery
 - ☐ **RE470** - (4) Locking Casters (Adds 2.25" to height)
-

TOP COLORS:



Brushed
Concrete



Weathered
Grey



Mineral
Grey




Briarsmoke



White Wood
Grain



Cocoa Bean



Nightshade



Sandlewood

**Other top materials available upon request.*